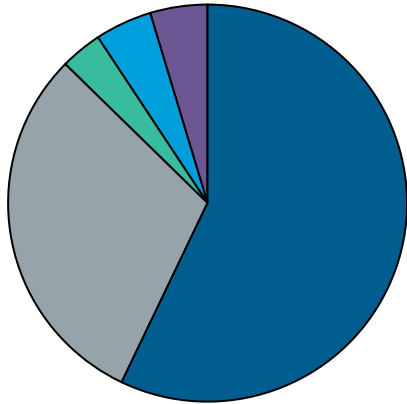
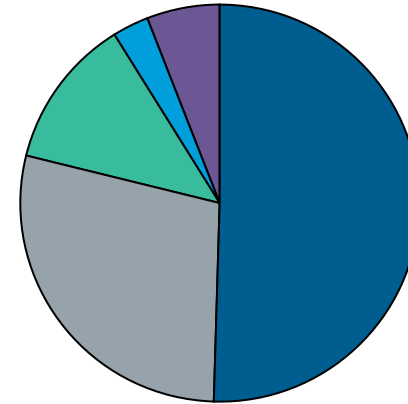


Community Foundation Santa Cruz County
As of December 31, 2024

Asset Allocation by Composite



Asset Allocation by Segment



	Market Value (\$)	Allocation (%)	Segments	Market Value (\$)	Allocation (%)
■ Long Term Portfolio	112,825,170	57.09	■ Equities	99,748,845	50.47
■ Socially Responsible Long Term Portfolio	59,797,256	30.26	■ Fixed Income & Preferreds	56,068,986	28.37
■ Women's Inclusion Long-Term Portfolio	6,682,895	3.38	■ Alternatives	24,281,860	12.29
■ Short Duration Fixed Income Portfolio	9,133,726	4.62	■ Structured Investments	5,830,405	2.95
■ Capital Preservation Portfolio	9,181,414	4.65	■ Cash	11,690,365	5.92

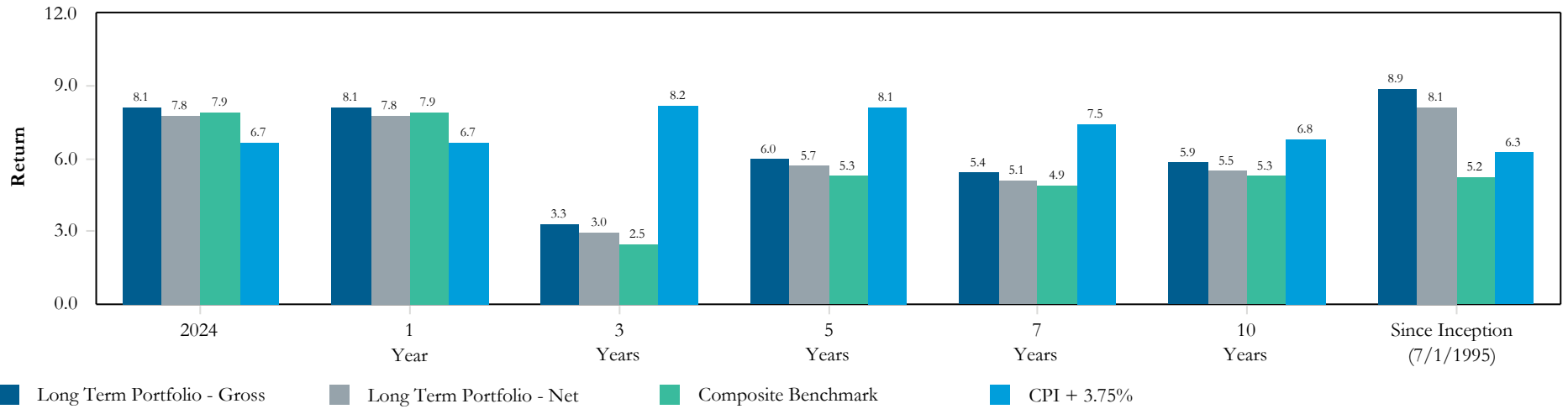
	Total Fund	Equities	Fixed Income & Preferreds	Alternatives	Structured Investments	Cash
CFSCC Total Fund	197,620,461	99,748,845	56,068,986	24,281,860	5,830,405	11,690,365
Long-Term Portfolio	112,825,170	53,968,333	32,044,101	20,536,939	5,830,405	445,392
Socially Responsible Long-Term	59,797,256	41,176,219	13,572,659	3,605,070	-	1,443,307
Women's Inclusion Long-Term	6,682,895	4,604,293	1,912,650	139,851	-	26,101
Short Duration Fixed Income	9,133,726	-	8,539,576	-	-	594,150
Capital Preservation Portfolio	9,181,414	-	-	-	-	9,181,414

Community Foundation Santa Cruz County
Annualized Performance Summary
As of December 31, 2024

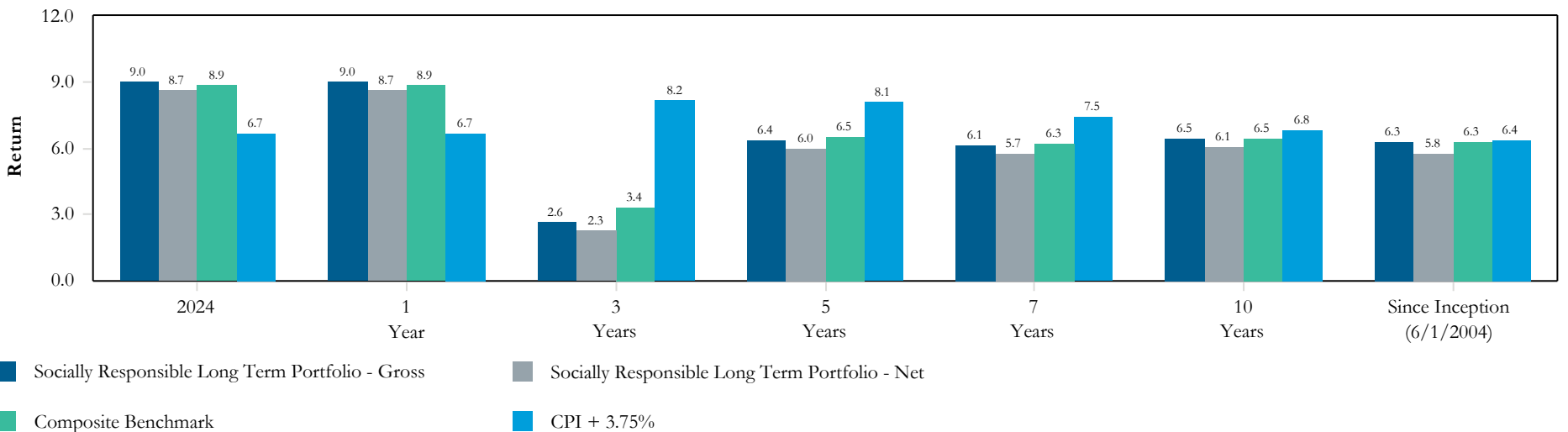
	Allocation		Performance(%)							
	Market Value (\$)	%	Quarter To Date	YTD	1 Year	3 Years	5 Years	10 Years	Since Inception	Inception Date
CFSCC Total Composite - Gross	197,620,461	100.0	-2.2	8.1	8.1	2.9	5.6	5.7	8.7	07/01/1995
<i>CFSCC Total Composite - Net</i>			-2.2	7.8	7.8	2.6	5.3	5.3	7.9	
Long-Term Portfolios - Gross	179,305,321	90.7	-2.5	8.6	8.6	3.2	6.2	6.0	8.9	07/01/1995
<i>Long-Term Portfolios - Net</i>			-2.5	8.2	8.2	2.9	5.8	5.7	8.2	
Long Term Portfolio - Gross	112,825,170	57.1	-2.2	8.1	8.1	3.3	6.0	5.9	8.9	07/01/1995
<i>Long Term Portfolio - Net</i>			-2.2	7.8	7.8	3.0	5.7	5.5	8.1	
<i>Composite Benchmark</i>			-2.4	7.9	7.9	2.5	5.3	5.3	5.2	
<i>CPI + 3.75%</i>			1.9	6.7	6.7	8.2	8.1	6.8	6.3	
Socially Responsible Long Term Portfolio - Gross	59,797,256	30.3	-3.2	9.0	9.0	2.6	6.4	6.5	6.3	06/01/2004
<i>Socially Responsible Long Term Portfolio - Net</i>			-3.3	8.7	8.7	2.3	6.0	6.1	5.8	
<i>Composite Benchmark</i>			-3.4	8.9	8.9	3.4	6.5	6.5	6.3	
<i>CPI + 3.75%</i>			1.9	6.7	6.7	8.2	8.1	6.8	6.4	
Women's Inclusion Long Term Portfolio - Gross	6,682,895	3.4	-1.3	12.4	12.4	3.4	9.0	-	9.2	01/01/2018
<i>Women's Inclusion Long-Term Portfolio - Net</i>			-1.4	12.1	12.1	3.1	8.6	-	8.9	
<i>Composite Benchmark</i>			-1.4	12.4	12.4	3.1	6.6	-	6.5	
<i>CPI + 3.75%</i>			1.9	6.7	6.7	8.2	8.1	-	7.5	
Short Duration Fixed Income Portfolio - Gross	9,133,726	4.6	0.1	4.5	4.5	1.8	1.6	1.8	3.0	08/01/2003
<i>Short Duration Fixed Income Portfolio - Net</i>			0.0	4.3	4.3	1.5	1.4	1.5	2.6	
<i>BB US Agg Gov/Credit 1-3 Y</i>			0.0	4.4	4.4	1.7	1.6	1.6	2.2	
Capital Preservation Portfolio - Net	9,181,414	4.6	1.0	4.7	4.7	3.4	2.0	1.5	1.7	09/01/2005
<i>FTSE T-Bills 30 Day</i>			1.2	5.4	5.4	4.0	2.5	1.7	1.5	

**Community Foundation Santa Cruz County
Annualized Performance Summary
As of December 31, 2024**

Long Term Portfolio

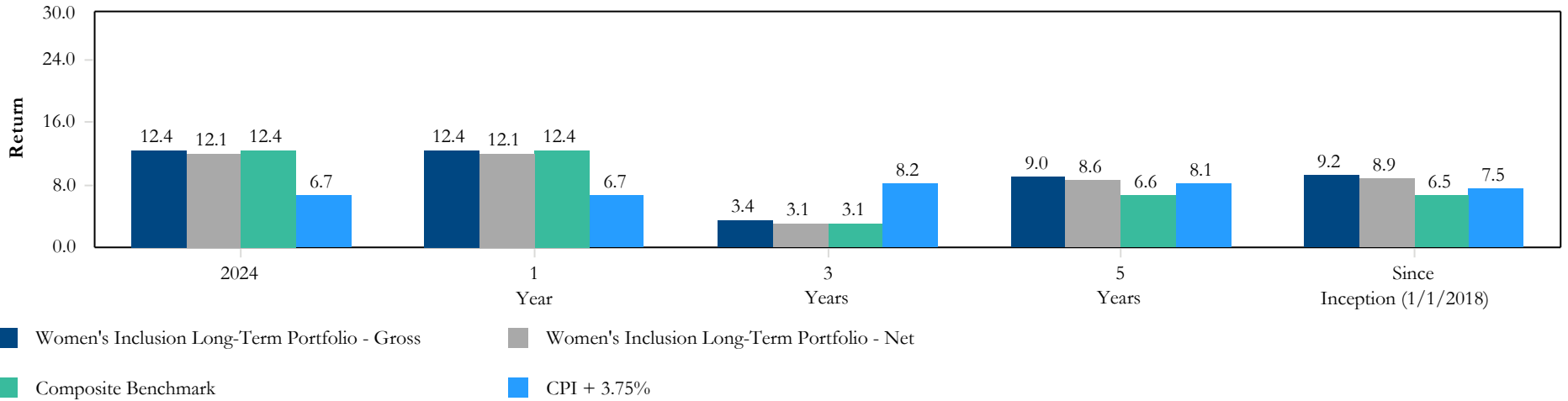


Socially Responsible Long Term Portfolio

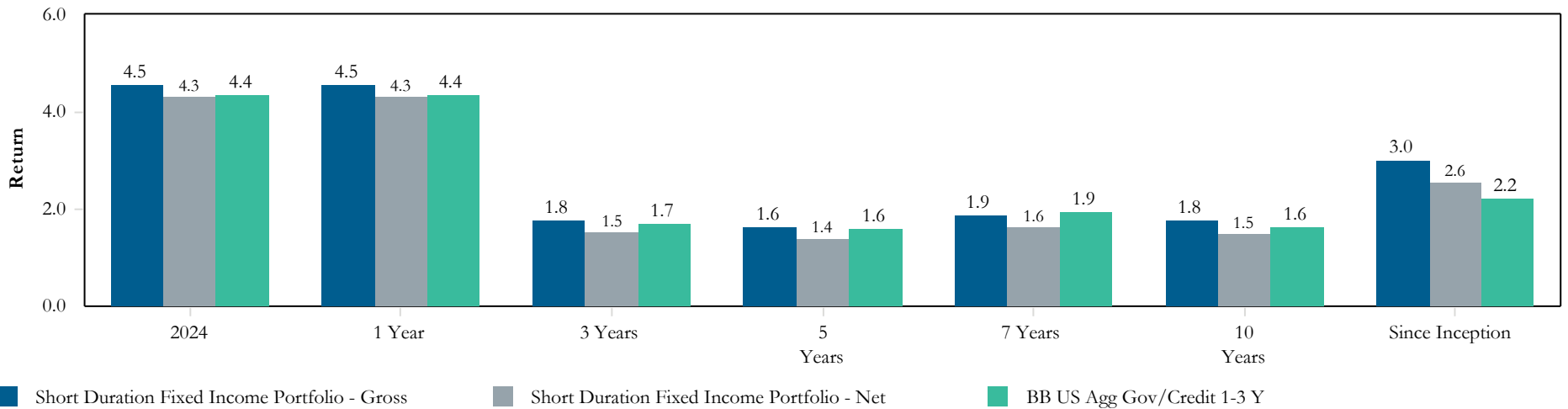


**Community Foundation Santa Cruz County
Annualized Performance Summary
As of December 31, 2024**

Women's Inclusion Long Term Portfolio



Short Duration Fixed Income Portfolio



Community Foundation Santa Cruz County
Annualized Performance Summary
As of December 31, 2024

Capital Preservation Portfolio

