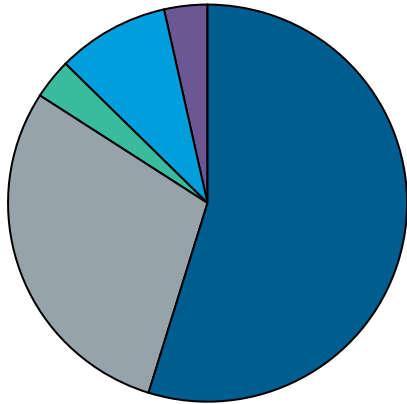
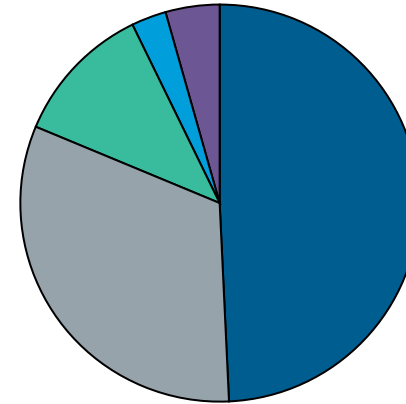


Community Foundation Santa Cruz County
As of November 30, 2024

Asset Allocation by Composite



Asset Allocation by Segment



	Market Value (\$)	Allocation (%)	Segments	Market Value (\$)	Allocation (%)
■ Long Term Portfolio	114,929,220	54.78	■ Equities	103,331,552	49.26
■ Socially Responsible Long Term Portfolio	61,545,678	29.34	■ Fixed Income & Preferreds	67,200,990	32.03
■ Women's Inclusion Long-Term Portfolio	6,844,412	3.26	■ Alternatives	24,123,631	11.50
■ Short Duration Fixed Income Portfolio	19,113,742	9.11	■ Structured Investments	5,926,498	2.82
■ Capital Preservation Portfolio	7,355,864	3.51	■ Cash	9,206,247	4.39

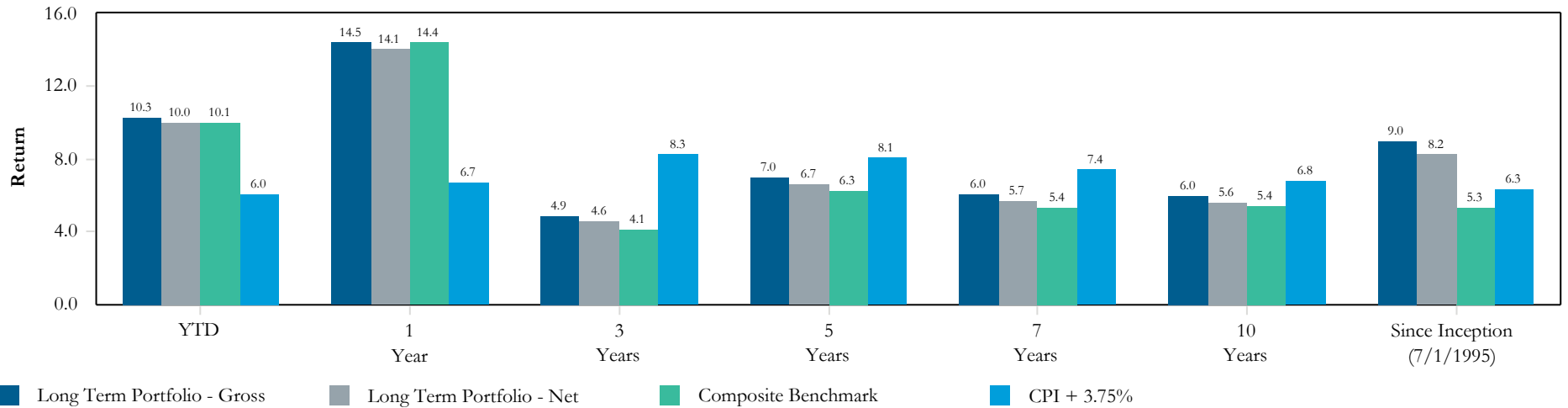
	Total Fund	Equities	Fixed Income & Preferreds	Alternatives	Structured Investments	Cash
CFSCC Total Fund	209,788,917	103,331,552	67,200,990	24,123,631	5,926,498	9,206,247
Long-Term Portfolio	114,929,220	55,704,421	32,652,606	20,391,982	5,926,498	253,714
Socially Responsible Long-Term	61,545,678	42,876,492	13,759,968	3,588,764	-	1,320,453
Women's Inclusion Long-Term	6,844,412	4,750,639	1,929,904	142,885	-	20,985
Short Duration Fixed Income	19,113,742	-	18,858,513	-	-	255,230
Capital Preservation Portfolio	7,355,864	-	-	-	-	7,355,864

Community Foundation Santa Cruz County
Annualized Performance Summary
As of November 30, 2024

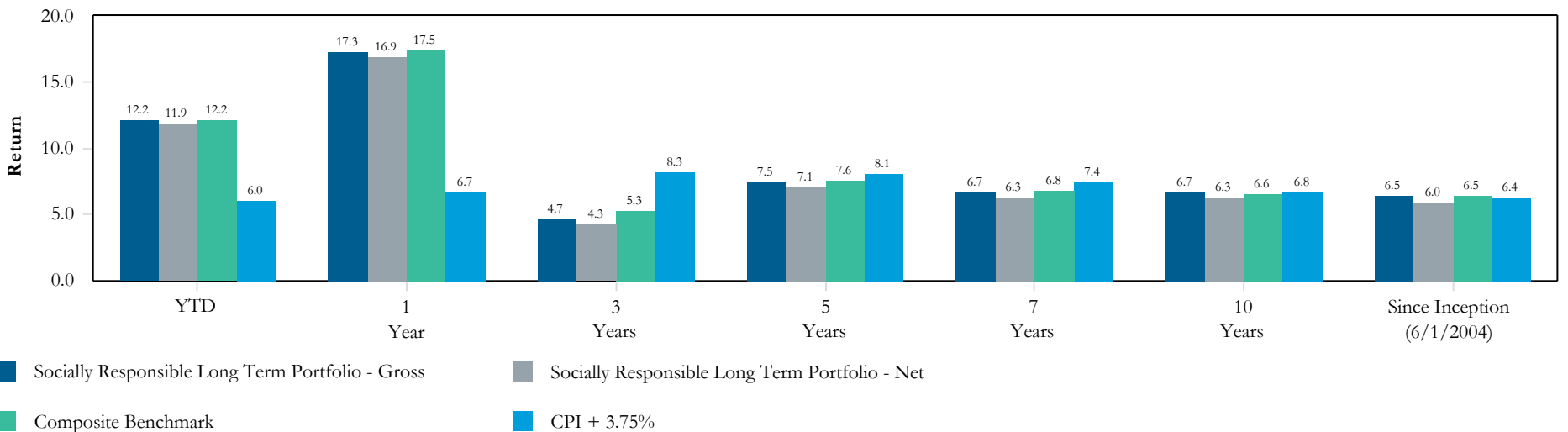
	Allocation		Performance(%)							
	Market Value (\$)	%	Quarter To Date	YTD	1 Year	3 Years	5 Years	10 Years	Since Inception	Inception Date
CFSCC Total Composite - Gross	209,788,917	100.0	-0.1	10.3	14.4	4.5	6.6	5.8	8.8	07/01/1995
<i>CFSCC Total Composite - Net</i>			<i>-0.2</i>	<i>10.0</i>	<i>14.0</i>	<i>4.2</i>	<i>6.3</i>	<i>5.4</i>	<i>8.0</i>	
Long-Term Portfolios - Gross	183,319,310	87.4	-0.2	11.1	15.6	5.0	7.2	6.2	9.1	07/01/1995
<i>Long-Term Portfolios - Net</i>			<i>-0.2</i>	<i>10.8</i>	<i>15.2</i>	<i>4.7</i>	<i>6.8</i>	<i>5.8</i>	<i>8.3</i>	
Long Term Portfolio - Gross	114,929,220	54.8	-0.1	10.3	14.5	4.9	7.0	6.0	9.0	07/01/1995
<i>Long Term Portfolio - Net</i>			<i>-0.2</i>	<i>10.0</i>	<i>14.1</i>	<i>4.6</i>	<i>6.7</i>	<i>5.6</i>	<i>8.2</i>	
<i>Composite Benchmark</i>			<i>-0.2</i>	<i>10.1</i>	<i>14.4</i>	<i>4.1</i>	<i>6.3</i>	<i>5.4</i>	<i>5.3</i>	
<i>CPI + 3.75%</i>			<i>1.1</i>	<i>6.0</i>	<i>6.7</i>	<i>8.3</i>	<i>8.1</i>	<i>6.8</i>	<i>6.3</i>	
Socially Responsible Long Term Portfolio - Gross	61,545,678	29.3	-0.4	12.2	17.3	4.7	7.5	6.7	6.5	06/01/2004
<i>Socially Responsible Long Term Portfolio - Net</i>			<i>-0.4</i>	<i>11.9</i>	<i>16.9</i>	<i>4.3</i>	<i>7.1</i>	<i>6.3</i>	<i>6.0</i>	
<i>Composite Benchmark</i>			<i>-0.5</i>	<i>12.2</i>	<i>17.5</i>	<i>5.3</i>	<i>7.6</i>	<i>6.6</i>	<i>6.5</i>	
<i>CPI + 3.75%</i>			<i>1.1</i>	<i>6.0</i>	<i>6.7</i>	<i>8.3</i>	<i>8.1</i>	<i>6.8</i>	<i>6.4</i>	
Women's Inclusion Long Term Portfolio - Gross	6,844,412	3.3	1.1	15.1	19.6	5.0	10.1	-	9.7	01/01/2018
<i>Women's Inclusion Long-Term Portfolio - Net</i>			<i>1.0</i>	<i>14.8</i>	<i>19.3</i>	<i>4.7</i>	<i>9.7</i>	<i>-</i>	<i>9.3</i>	
<i>Composite Benchmark</i>			<i>1.0</i>	<i>15.1</i>	<i>20.0</i>	<i>4.7</i>	<i>7.6</i>	<i>-</i>	<i>7.0</i>	
<i>CPI + 3.75%</i>			<i>1.1</i>	<i>6.0</i>	<i>6.7</i>	<i>8.3</i>	<i>8.1</i>	<i>-</i>	<i>7.4</i>	
Short Duration Fixed Income Portfolio - Gross	19,113,742	9.1	-0.1	4.4	5.5	1.7	1.6	1.7	3.0	08/01/2003
<i>Short Duration Fixed Income Portfolio - Net</i>			<i>-0.2</i>	<i>4.1</i>	<i>5.2</i>	<i>1.4</i>	<i>1.4</i>	<i>1.4</i>	<i>2.6</i>	
<i>BB US Agg Gov/Credit 1-3 Y</i>			<i>-0.2</i>	<i>4.1</i>	<i>5.4</i>	<i>1.6</i>	<i>1.6</i>	<i>1.6</i>	<i>2.2</i>	
Capital Preservation Portfolio - Net	7,355,864	3.5	0.7	4.4	4.8	3.3	2.0	1.4	1.7	09/01/2005
<i>FTSE T-Bills 30 Day</i>			<i>0.8</i>	<i>5.0</i>	<i>5.4</i>	<i>3.8</i>	<i>2.4</i>	<i>1.7</i>	<i>1.5</i>	

**Community Foundation Santa Cruz County
Annualized Performance Summary
As of November 30, 2024**

Long Term Portfolio

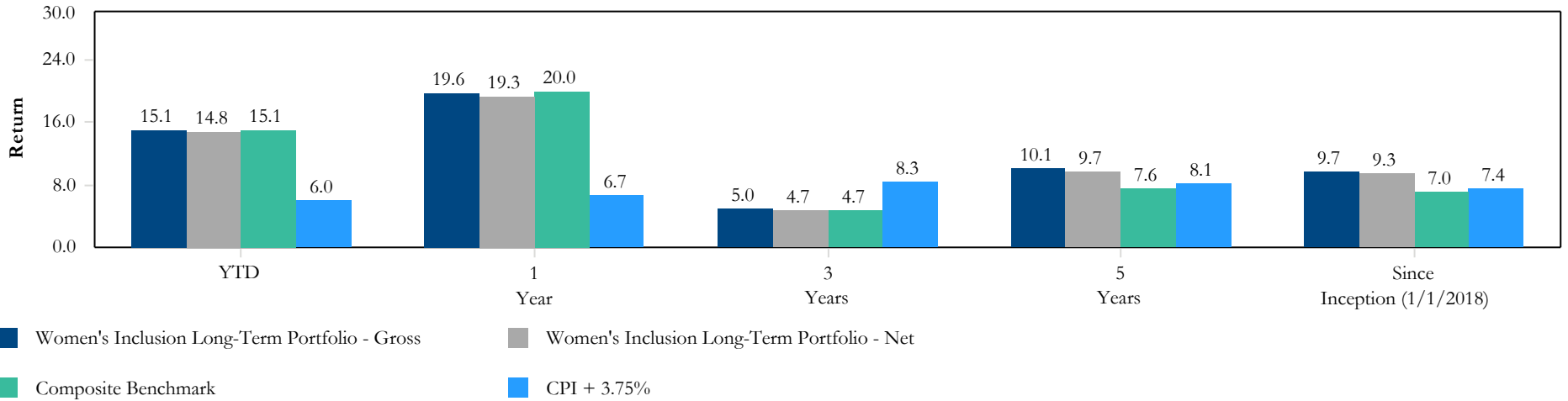


Socially Responsible Long Term Portfolio

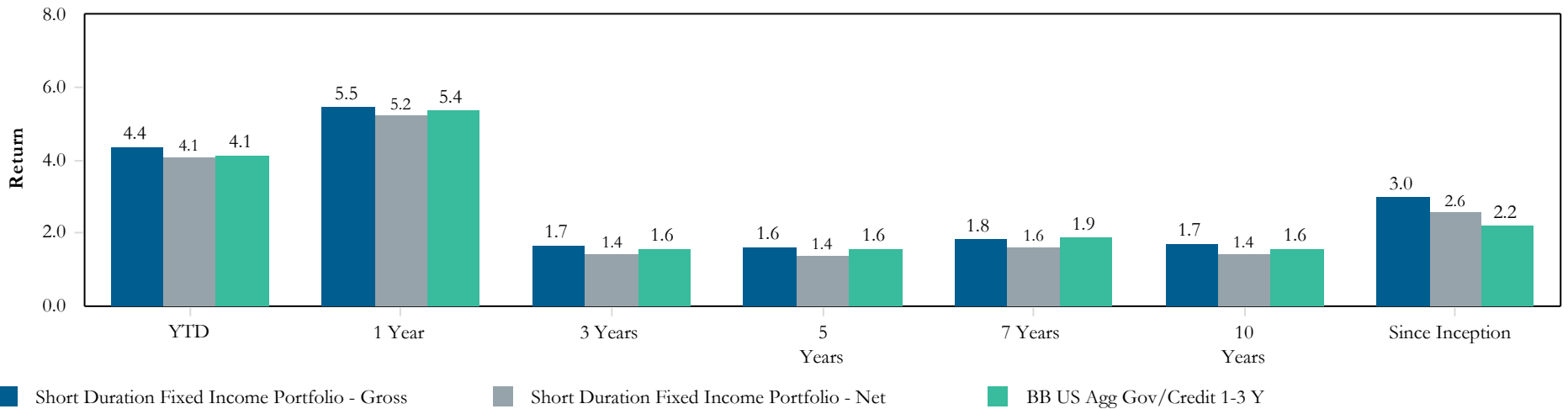


**Community Foundation Santa Cruz County
Annualized Performance Summary
As of November 30, 2024**

Women's Inclusion Long Term Portfolio



Short Duration Fixed Income Portfolio



Community Foundation Santa Cruz County
Annualized Performance Summary
As of November 30, 2024

Capital Preservation Portfolio

