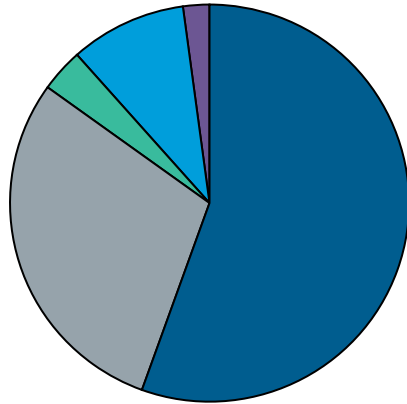
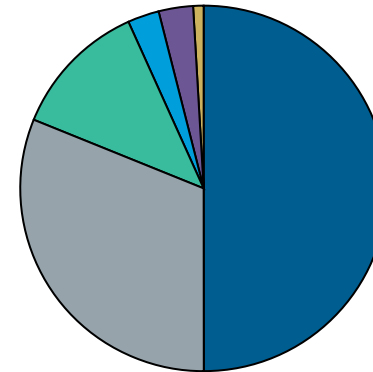


**Community Foundation Santa Cruz County**  
As of February 29, 2024

**Asset Allocation by Composite**



**Asset Allocation by Segment**



	Market Value (\$)	Allocation (%)	Segments	Market Value (\$)	Allocation (%)
■ Long Term Portfolio	105,040,798	55.51	■ Equities	94,612,625	50.00
■ Socially Responsible Long Term Portfolio	55,654,371	29.41	■ Fixed Income & Preferreds	58,929,969	31.14
■ Women's Inclusion Long-Term Portfolio	6,654,062	3.52	■ Alternatives	22,955,750	12.13
■ Short Duration Fixed Income Portfolio	17,838,691	9.43	■ Structured Investments	5,244,000	2.77
■ Capital Preservation Portfolio	4,055,799	2.14	■ Cash	5,741,455	3.03
			■ Other	1,759,921	0.93

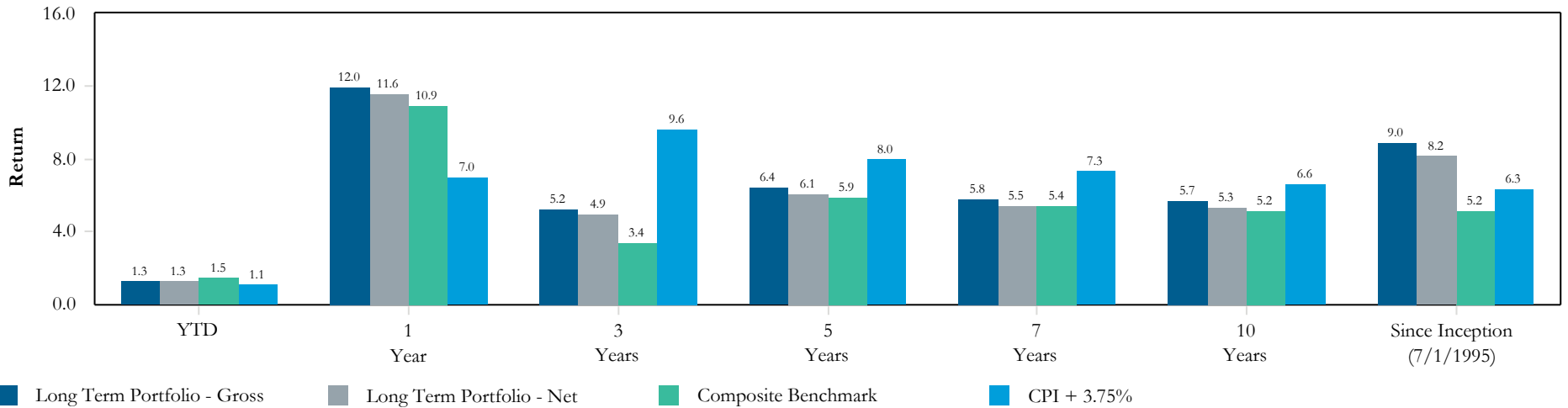
	Total Fund	Equities	Fixed Income & Preferreds	Alternatives	Structured Investments	Cash	Other
<b>CFSCC Total Fund</b>	<b>189,243,721</b>	<b>94,612,625</b>	<b>58,929,969</b>	<b>22,955,750</b>	<b>5,244,000</b>	<b>5,741,455</b>	<b>1,759,921</b>
Long-Term Portfolio	105,040,798	52,425,145	26,734,042	19,857,547	5,244,000	780,063	-
Socially Responsible Long-Term	55,654,371	38,738,606	13,180,875	2,953,869	-	781,021	-
Women's Inclusion Long-Term	6,654,062	3,448,875	1,276,532	144,333	-	24,402	1,759,921
Short Duration Fixed Income	17,838,691	-	17,738,521	-	-	100,171	-
Capital Preservation Portfolio	4,055,799	-	-	-	-	4,055,799	-

**Community Foundation Santa Cruz County**  
**Annualized Performance Summary**  
As of February 29, 2024

	Allocation		Performance(%)							
	Market Value (\$)	%	Quarter To Date	YTD	1 Year	3 Years	5 Years	10 Years	Since Inception	Inception Date
<b>CFSCC Total Composite - Gross</b>	<b>189,243,721</b>	<b>100.0</b>	<b>1.6</b>	<b>1.6</b>	<b>12.1</b>	<b>4.6</b>	<b>6.1</b>	<b>5.5</b>	<b>8.8</b>	<b>07/01/1995</b>
<i>CFSCC Total Composite - Net</i>			<i>1.6</i>	<i>1.6</i>	<i>11.8</i>	<i>4.3</i>	<i>5.8</i>	<i>5.2</i>	<i>8.0</i>	
<b>Long-Term Portfolios - Gross</b>	<b>167,349,231</b>	<b>88.4</b>	<b>1.8</b>	<b>1.8</b>	<b>13.1</b>	<b>5.1</b>	<b>6.6</b>	<b>5.9</b>	<b>9.0</b>	<b>07/01/1995</b>
<i>Long-Term Portfolios - Net</i>			<i>1.8</i>	<i>1.8</i>	<i>12.7</i>	<i>4.8</i>	<i>6.3</i>	<i>5.5</i>	<i>8.2</i>	
<b>Long Term Portfolio - Gross</b>	<b>105,040,798</b>	<b>55.5</b>	<b>1.3</b>	<b>1.3</b>	<b>12.0</b>	<b>5.2</b>	<b>6.4</b>	<b>5.7</b>	<b>9.0</b>	<b>07/01/1995</b>
<i>Long Term Portfolio - Net</i>			<i>1.3</i>	<i>1.3</i>	<i>11.6</i>	<i>4.9</i>	<i>6.1</i>	<i>5.3</i>	<i>8.2</i>	
<i>Composite Benchmark</i>			<i>1.5</i>	<i>1.5</i>	<i>10.9</i>	<i>3.4</i>	<i>5.9</i>	<i>5.2</i>	<i>5.2</i>	
<i>CPI + 3.75%</i>			<i>1.1</i>	<i>1.1</i>	<i>7.0</i>	<i>9.6</i>	<i>8.0</i>	<i>6.6</i>	<i>6.3</i>	
<b>Socially Responsible Long Term Portfolio - Gross</b>	<b>55,654,371</b>	<b>29.4</b>	<b>2.5</b>	<b>2.5</b>	<b>14.9</b>	<b>4.3</b>	<b>7.2</b>	<b>6.2</b>	<b>6.2</b>	<b>06/01/2004</b>
<i>Socially Responsible Long Term Portfolio - Net</i>			<i>2.5</i>	<i>2.5</i>	<i>14.5</i>	<i>3.9</i>	<i>6.9</i>	<i>5.8</i>	<i>5.7</i>	
<i>Composite Benchmark</i>			<i>2.2</i>	<i>2.2</i>	<i>14.7</i>	<i>5.2</i>	<i>7.6</i>	<i>6.3</i>	<i>6.3</i>	
<i>CPI + 3.75%</i>			<i>1.1</i>	<i>1.1</i>	<i>7.0</i>	<i>9.6</i>	<i>8.0</i>	<i>6.6</i>	<i>6.4</i>	
<b>Women's Inclusion Long Term Portfolio - Gross</b>	<b>6,654,062</b>	<b>3.5</b>	<b>3.7</b>	<b>3.7</b>	<b>16.7</b>	<b>6.5</b>	<b>10.3</b>	<b>-</b>	<b>9.1</b>	<b>01/01/2018</b>
<i>Women's Inclusion Long-Term Portfolio - Net</i>			<i>3.6</i>	<i>3.6</i>	<i>16.4</i>	<i>6.1</i>	<i>10.0</i>	<i>-</i>	<i>8.7</i>	
<i>Composite Benchmark</i>			<i>3.1</i>	<i>3.1</i>	<i>16.1</i>	<i>3.3</i>	<i>7.0</i>	<i>-</i>	<i>5.9</i>	
<i>CPI + 3.75%</i>			<i>1.1</i>	<i>1.1</i>	<i>7.0</i>	<i>9.6</i>	<i>8.0</i>	<i>-</i>	<i>7.6</i>	
<b>Short Duration Fixed Income Portfolio - Gross</b>	<b>17,838,691</b>	<b>9.4</b>	<b>0.0</b>	<b>0.0</b>	<b>4.3</b>	<b>0.1</b>	<b>1.4</b>	<b>1.5</b>	<b>2.9</b>	<b>08/01/2003</b>
<i>Short Duration Fixed Income Portfolio - Net</i>			<i>-0.1</i>	<i>-0.1</i>	<i>4.1</i>	<i>-0.1</i>	<i>1.2</i>	<i>1.1</i>	<i>2.5</i>	
<i>BC Gov/Cr 1-3 Yr</i>			<i>0.0</i>	<i>0.0</i>	<i>4.6</i>	<i>0.1</i>	<i>1.4</i>	<i>1.2</i>	<i>2.1</i>	
<b>Capital Preservation Portfolio - Net</b>	<b>4,055,799</b>	<b>2.1</b>	<b>0.7</b>	<b>0.7</b>	<b>4.7</b>	<b>2.1</b>	<b>1.6</b>	<b>1.1</b>	<b>1.5</b>	<b>09/01/2005</b>
<i>FTSE T-Bills 30 Day</i>			<i>0.9</i>	<i>0.9</i>	<i>5.3</i>	<i>2.5</i>	<i>1.9</i>	<i>1.3</i>	<i>1.4</i>	

**Community Foundation Santa Cruz County  
Annualized Performance Summary  
As of February 29, 2024**

**Long Term Portfolio**



**Socially Responsible Long Term Portfolio**

