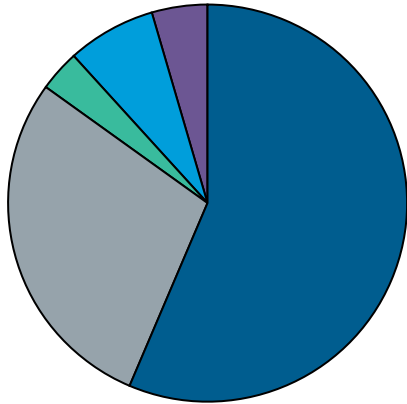
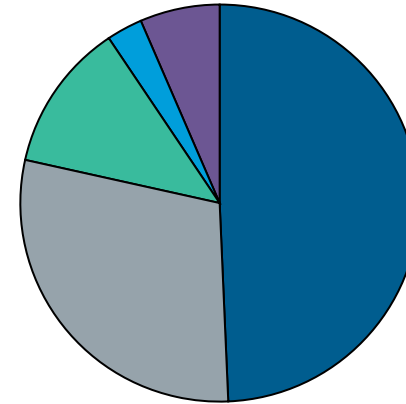


Community Foundation Santa Cruz County
As of January 31, 2025

Asset Allocation by Composite



Asset Allocation by Segment



	Market Value (\$)	Allocation (%)	Segments	Market Value (\$)	Allocation (%)
■ Long Term Portfolio	114,980,234	56.39	■ Equities	100,562,696	49.32
■ Socially Responsible Long Term Portfolio	58,217,934	28.55	■ Fixed Income & Preferreds	59,485,255	29.17
■ Women's Inclusion Long-Term Portfolio	6,834,247	3.35	■ Alternatives	24,694,837	12.11
■ Short Duration Fixed Income Portfolio	14,664,692	7.19	■ Structured Investments	5,944,645	2.92
■ Capital Preservation Portfolio	9,206,740	4.52	■ Cash	13,216,415	6.48

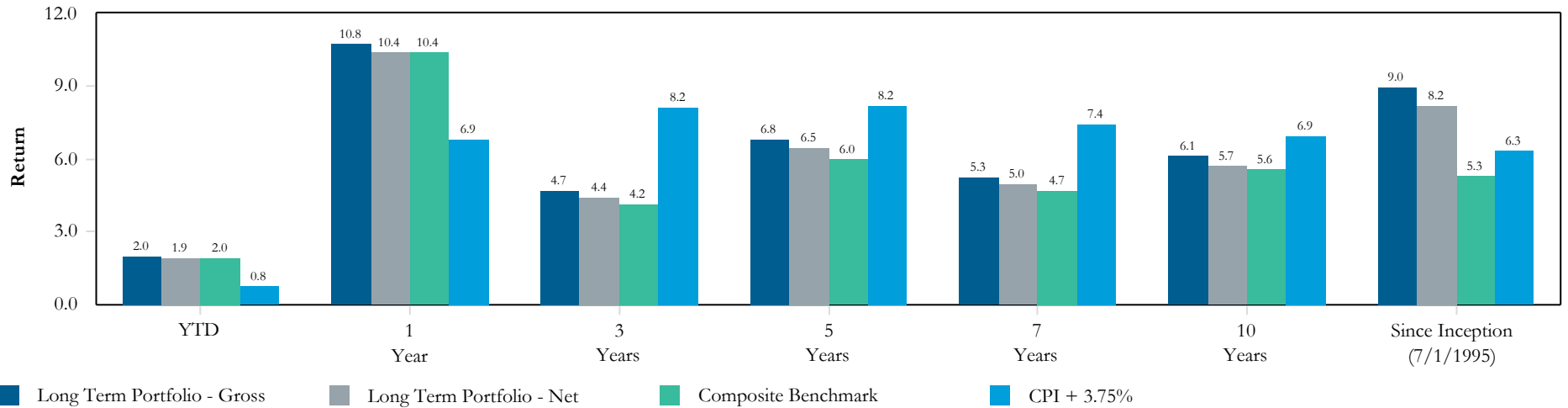
	Total Fund	Equities	Fixed Income & Preferreds	Alternatives	Structured Investments	Cash
CFSCC Total Fund	203,903,847	100,562,696	59,485,255	24,694,837	5,944,645	13,216,415
Long-Term Portfolio	114,980,234	55,673,062	32,378,660	20,537,432	5,944,645	446,435
Socially Responsible Long-Term	58,217,934	40,143,793	13,098,428	4,016,654	-	959,059
Women's Inclusion Long-Term	6,834,247	4,745,841	1,925,619	140,750	-	22,036
Short Duration Fixed Income	14,664,692	-	12,082,547	-	-	2,582,145
Capital Preservation Portfolio	9,206,740	-	-	-	-	9,206,740

Community Foundation Santa Cruz County
Annualized Performance Summary
As of January 31, 2025

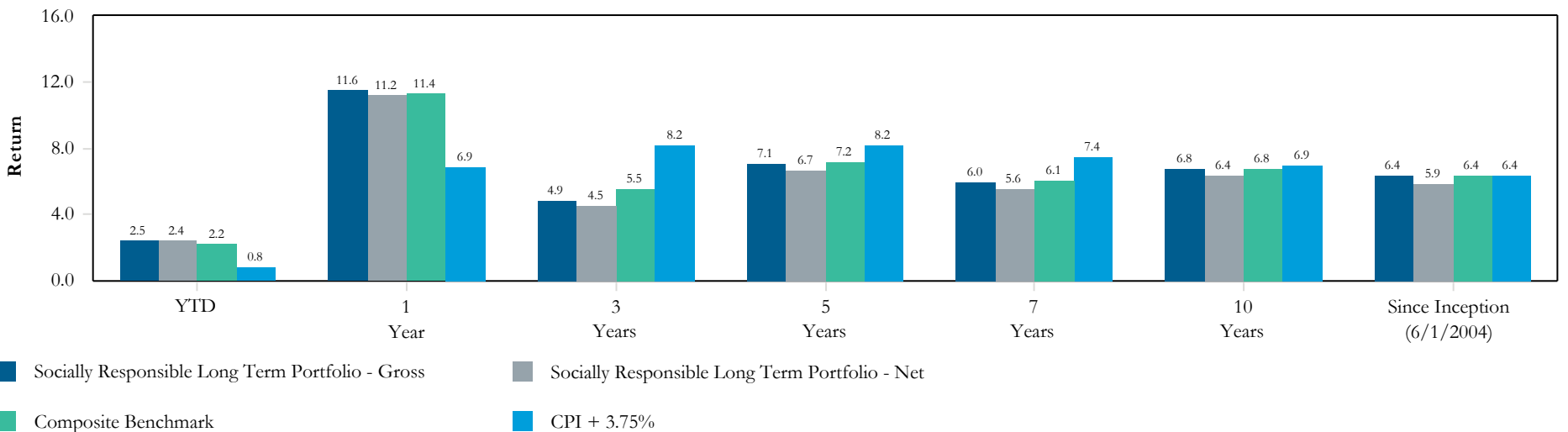
	Allocation		Performance(%)							
	Market Value (\$)	%	Quarter To Date	YTD	1 Year	3 Years	5 Years	10 Years	Since Inception	Inception Date
CFSCC Total Composite - Gross	203,903,847	100.0	1.9	1.9	10.4	4.5	6.4	5.9	8.8	07/01/1995
<i>CFSCC Total Composite - Net</i>			<i>1.9</i>	<i>1.9</i>	<i>10.0</i>	<i>4.2</i>	<i>6.0</i>	<i>5.6</i>	<i>8.0</i>	
Long-Term Portfolios - Gross	180,032,415	88.3	2.1	2.1	11.1	4.9	6.9	6.3	9.0	07/01/1995
<i>Long-Term Portfolios - Net</i>			<i>2.1</i>	<i>2.1</i>	<i>10.8</i>	<i>4.6</i>	<i>6.6</i>	<i>5.9</i>	<i>8.2</i>	
Long Term Portfolio - Gross	114,980,234	56.4	2.0	2.0	10.8	4.7	6.8	6.1	9.0	07/01/1995
<i>Long Term Portfolio - Net</i>			<i>1.9</i>	<i>1.9</i>	<i>10.4</i>	<i>4.4</i>	<i>6.5</i>	<i>5.7</i>	<i>8.2</i>	
<i>Composite Benchmark</i>			<i>2.0</i>	<i>2.0</i>	<i>10.4</i>	<i>4.2</i>	<i>6.0</i>	<i>5.6</i>	<i>5.3</i>	
<i>CPI + 3.75%</i>			<i>0.8</i>	<i>0.8</i>	<i>6.9</i>	<i>8.2</i>	<i>8.2</i>	<i>6.9</i>	<i>6.3</i>	
Socially Responsible Long Term Portfolio - Gross	58,217,934	28.6	2.5	2.5	11.6	4.9	7.1	6.8	6.4	06/01/2004
<i>Socially Responsible Long Term Portfolio - Net</i>			<i>2.4</i>	<i>2.4</i>	<i>11.2</i>	<i>4.5</i>	<i>6.7</i>	<i>6.4</i>	<i>5.9</i>	
<i>Composite Benchmark</i>			<i>2.2</i>	<i>2.2</i>	<i>11.4</i>	<i>5.5</i>	<i>7.2</i>	<i>6.8</i>	<i>6.4</i>	
<i>CPI + 3.75%</i>			<i>0.8</i>	<i>0.8</i>	<i>6.9</i>	<i>8.2</i>	<i>8.2</i>	<i>6.9</i>	<i>6.4</i>	
Women's Inclusion Long Term Portfolio - Gross	6,834,247	3.4	2.3	2.3	14.1	5.7	9.6	-	9.5	01/01/2018
<i>Women's Inclusion Long-Term Portfolio - Net</i>			<i>2.3</i>	<i>2.3</i>	<i>13.8</i>	<i>5.4</i>	<i>9.2</i>	<i>-</i>	<i>9.1</i>	
<i>Composite Benchmark</i>			<i>2.5</i>	<i>2.5</i>	<i>14.9</i>	<i>5.5</i>	<i>7.2</i>	<i>-</i>	<i>6.8</i>	
<i>CPI + 3.75%</i>			<i>0.8</i>	<i>0.8</i>	<i>6.9</i>	<i>8.2</i>	<i>8.2</i>	<i>-</i>	<i>7.5</i>	
Short Duration Fixed Income Portfolio - Gross	14,664,692	7.2	0.4	0.4	4.7	2.1	1.6	1.7	3.0	08/01/2003
<i>Short Duration Fixed Income Portfolio - Net</i>			<i>0.4</i>	<i>0.4</i>	<i>4.5</i>	<i>1.9</i>	<i>1.4</i>	<i>1.4</i>	<i>2.6</i>	
<i>BB US Agg Gov/Credit 1-3 Y</i>			<i>0.5</i>	<i>0.5</i>	<i>4.4</i>	<i>2.1</i>	<i>1.6</i>	<i>1.6</i>	<i>2.2</i>	
Capital Preservation Portfolio - Net	9,206,740	4.5	0.3	0.3	4.7	3.5	2.0	1.5	1.7	09/01/2005
<i>FTSE T-Bills 30 Day</i>			<i>0.4</i>	<i>0.4</i>	<i>5.3</i>	<i>4.1</i>	<i>2.5</i>	<i>1.8</i>	<i>1.5</i>	

**Community Foundation Santa Cruz County
Annualized Performance Summary
As of January 31, 2025**

Long Term Portfolio

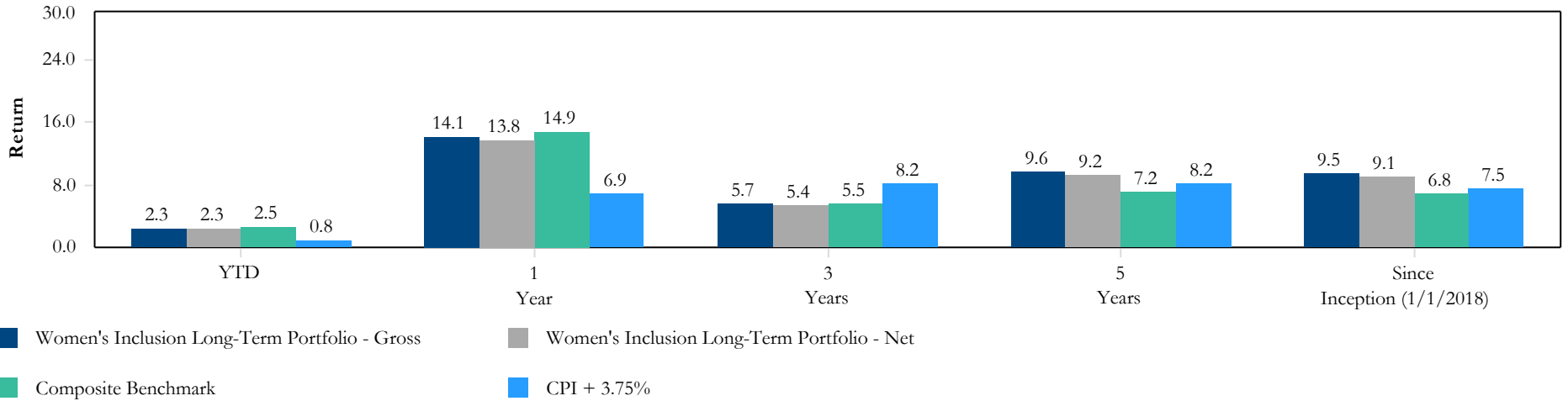


Socially Responsible Long Term Portfolio

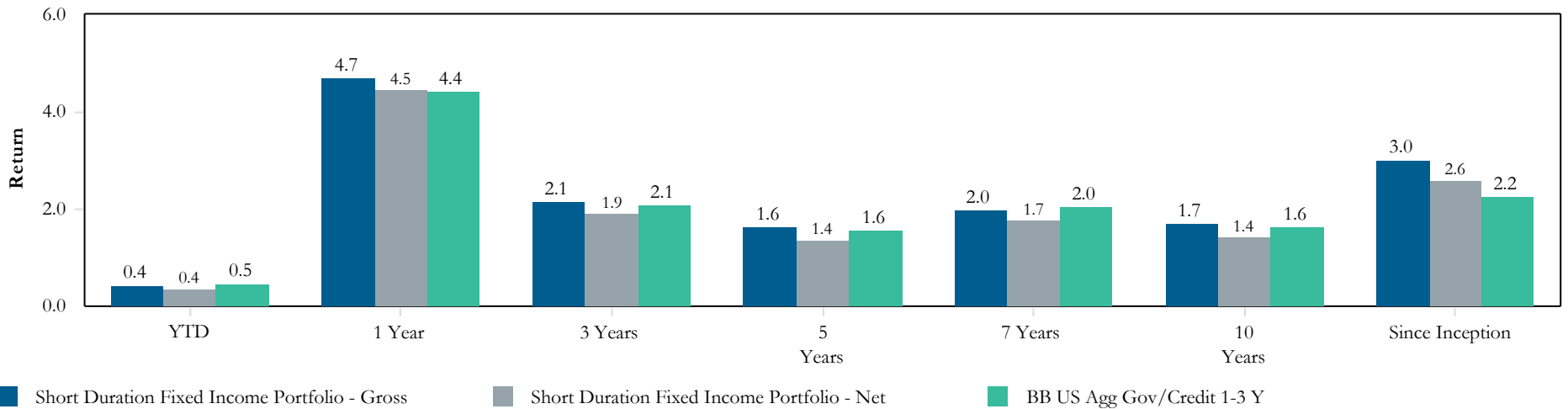


**Community Foundation Santa Cruz County
Annualized Performance Summary
As of January 31, 2025**

Women's Inclusion Long Term Portfolio



Short Duration Fixed Income Portfolio



Community Foundation Santa Cruz County
Annualized Performance Summary
As of January 31, 2025

Capital Preservation Portfolio

