Community Foundation Santa Cruz County

As of August 31, 2026

Asset Allocation Overview

Asset Allocation by Composite

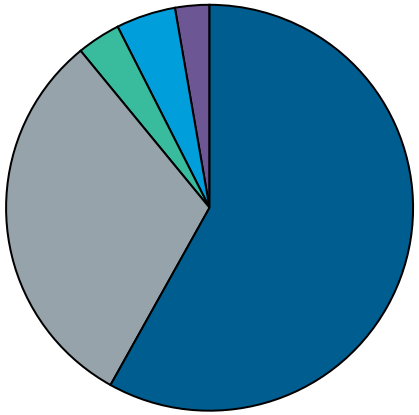

	Market Value ($)	Allocation (%)
Long Term Portfolio	141,706,469	58.09
Socially Responsible Long Term Portfolio	75,557,048	30.98
Women's Inclusion Long-Term Portfolio	8,470,829	3.47
Short Duration Fixed Income Portfolio	11,535,756	4.73
Capital Preservation Portfolio	6,653,968	2.73

Asset Allocation by Segment

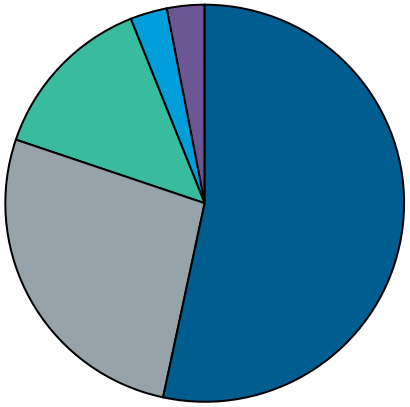

Segments	Market Value ($)	Allocation (%)
Equities	130,134,096	53.35
Fixed Income	65,472,057	26.84
Alternatives	33,572,726	13.76
Structured	7,292,760	2.99
Cash	7,452,431	3.06

	Total Fund		Equities		Fixed Income		Alternatives		Structured		Cash	
		%		%		%		%		%		%
CFSCC Total Fund	**243,924,070**	**100.0**	**130,134,096**	**53.4**	**65,472,057**	**26.8**	**33,572,726**	**13.8**	**7,292,760**	**3.0**	**7,452,431**	**3.1**
Long-Term Portfolio	141,706,469	58.1	70,443,225	49.7	36,993,218	26.1	26,684,099	18.8	7,292,760	5.1	293,167	0.2
Socially Responsible Long-Term	75,557,048	31.0	53,762,802	71.2	14,814,204	19.6	6,591,181	8.7	-	-	388,862	0.5
Women's Inclusion Long-Term	8,470,829	3.5	5,928,069	70.0	2,217,056	26.2	297,446	3.5	-	-	28,256	0.3
Short Duration Fixed Income	11,535,756	4.7	-	-	11,447,578	99.2	-	-	-	-	88,178	0.8
Capital Preservation Portfolio	6,653,968	2.7	-	-	-	-	-	-	-	-	6,653,968	100.0

Graystone Consulting
from Morgan Stanley

Community Foundation Santa Cruz County
Annualized Performance Summary
As of August 31, 2026

	Allocation		Performance(%)							
	Market Value ($)	%	Quarter To Date	YTD	1 Year	3 Years	5 Years	10 Years	Since Inception	Inception Date
CFSCC Total Composite - Gross	**243,924,070**	**100.0**	**1.1**	**7.8**	**12.8**	**11.8**	**6.6**	**7.4**	**9.0**	**07/01/1995**
CFSCC Total Composite - Net			*1.0*	*7.6*	*12.4*	*11.4*	*6.3*	*7.1*	*8.2*	
Long-Term Portfolios - Gross	**225,734,346**	**92.5**	**1.1**	**8.4**	**13.7**	**12.6**	**7.1**	**7.9**	**9.3**	**07/01/1995**
Long-Term Portfolios - Net			*1.1*	*8.1*	*13.3*	*12.2*	*6.8*	*7.6*	*8.5*	
Long Term Portfolio - Gross	**141,706,469**	**58.1**	**1.2**	**7.6**	**12.8**	**12.0**	**7.0**	**7.6**	**9.2**	**07/01/1995**
Long Term Portfolio - Net			*1.2*	*7.4*	*12.4*	*11.6*	*6.7*	*7.3*	*8.4*	
Composite Benchmark			*1.2*	*8.1*	*13.0*	*11.8*	*6.2*	*7.3*	*5.7*	
CPI + 3.75%			*1.0*	*4.9*	*7.3*	*6.8*	*8.2*	*7.3*	*6.4*	
Socially Responsible Long Term Portfolio - Gross	**75,557,048**	**31.0**	**0.9**	**9.8**	**15.3**	**13.8**	**7.1**	**8.7**	**7.1**	**06/01/2004**
Socially Responsible Long Term Portfolio - Net			*0.8*	*9.5*	*14.8*	*13.3*	*6.7*	*8.3*	*6.6*	
Composite Benchmark			*1.3*	*10.4*	*15.9*	*13.7*	*7.5*	*8.6*	*7.0*	
CPI + 3.75%			*1.0*	*4.9*	*7.3*	*6.8*	*8.2*	*7.3*	*6.5*	
Women's Inclusion Long Term Portfolio - Gross	**8,470,829**	**3.5**	**1.2**	**9.4**	**15.3**	**14.2**	**6.9**	**-**	**10.3**	**01/01/2018**
Women's Inclusion Long-Term Portfolio - Net			*1.1*	*9.2*	*14.9*	*13.8*	*6.6*	*-*	*9.9*	
Composite Benchmark			*1.2*	*10.7*	*16.6*	*14.3*	*6.7*	*-*	*8.0*	
CPI + 3.75%			*1.0*	*4.9*	*7.3*	*6.8*	*8.2*	*-*	*7.4*	
Short Duration Fixed Income Portfolio - Gross	**11,535,756**	**4.7**	**0.4**	**1.3**	**2.8**	**4.6**	**2.3**	**2.0**	**3.1**	**08/01/2003**
Short Duration Fixed Income Portfolio - Net			*0.3*	*1.2*	*2.5*	*4.3*	*2.0*	*1.8*	*2.7*	
BB US Agg Gov/Credit 1-3 Y			*0.4*	*1.2*	*2.7*	*4.5*	*2.2*	*2.1*	*2.3*	
Capital Preservation Portfolio - Net	**6,653,968**	**2.7**	**0.6**	**2.4**	**3.7**	**4.3**	**3.3**	**2.1**	**1.8**	**09/01/2005**
FTSE T-Bills 30 Day			*0.6*	*2.5*	*3.9*	*4.7*	*3.8*	*2.4*	*1.7*	

Community Foundation Santa Cruz County
Annualized Performance Summary
As of August 31, 2026

Long Term Portfolio

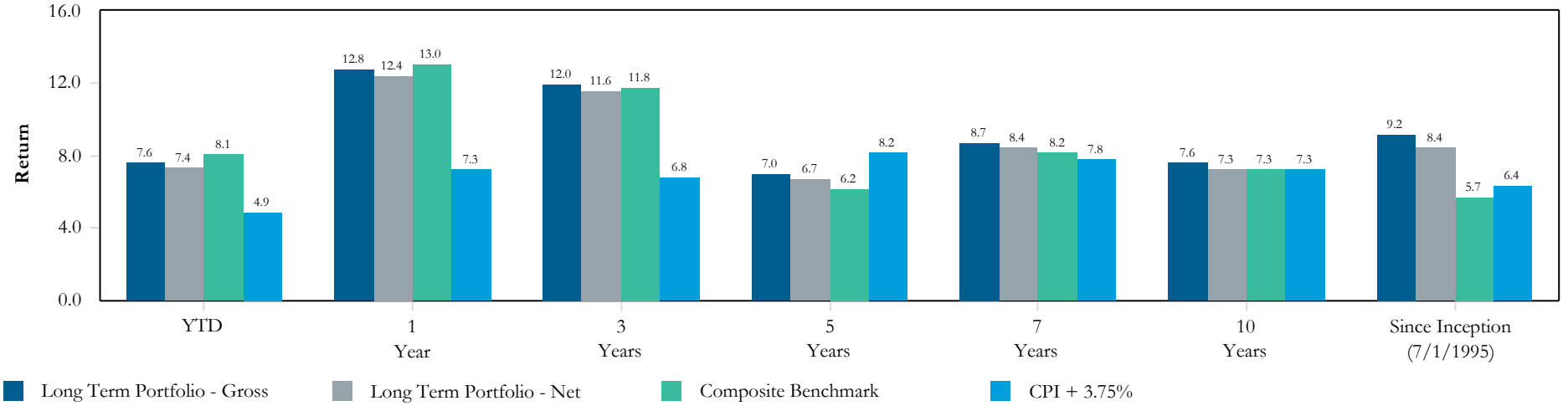

Socially Responsible Long Term Portfolio

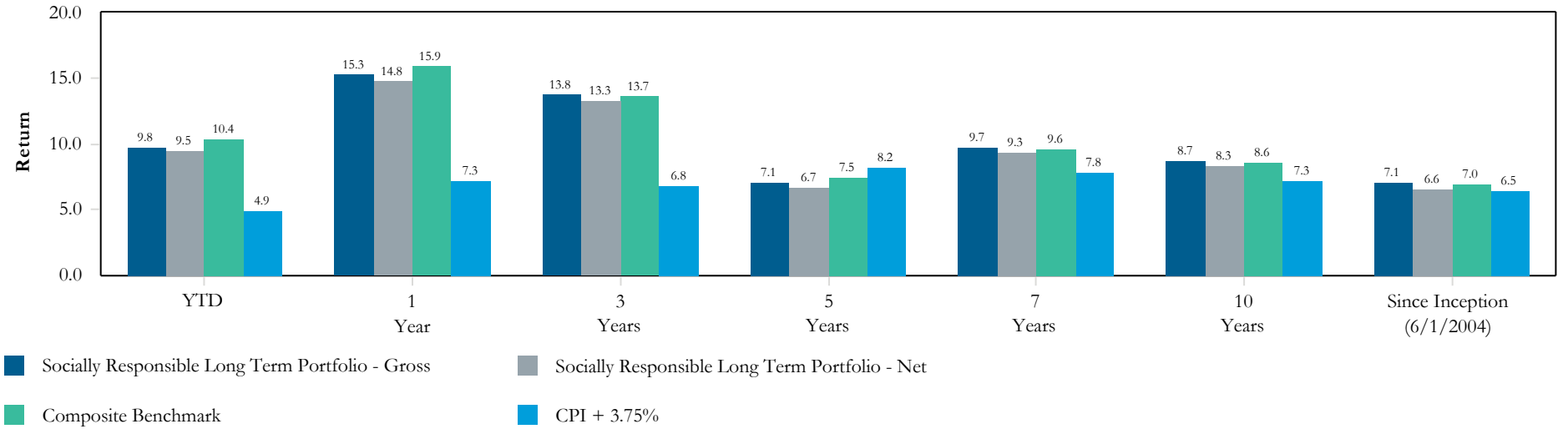

Graystone Consulting
from Morgan Stanley

Community Foundation Santa Cruz County
Annualized Performance Summary
As of August 31, 2026

Women's Inclusion Long Term Portfolio

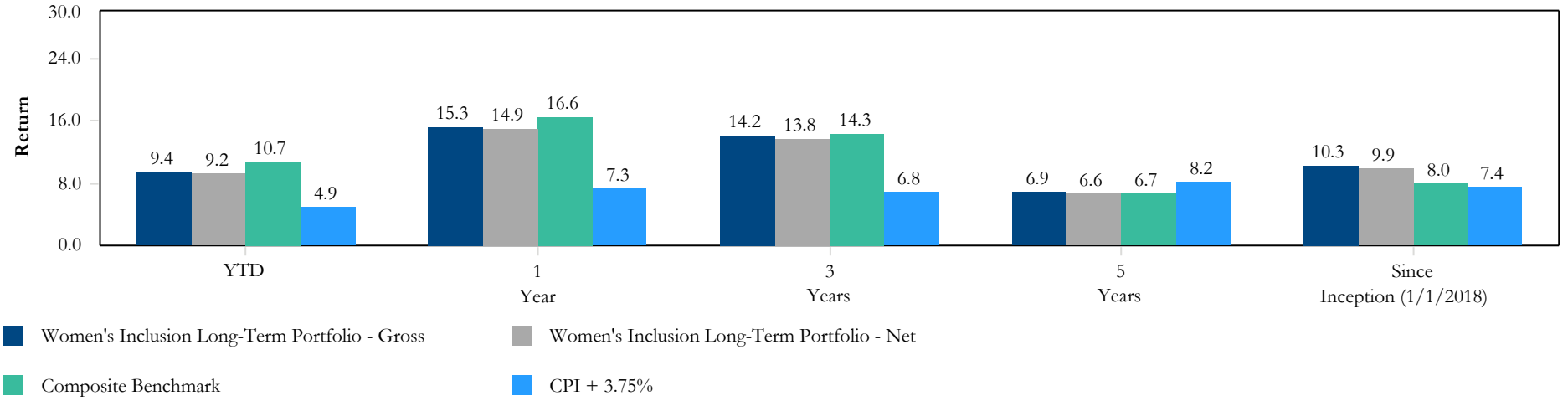

Short Duration Fixed Income Portfolio

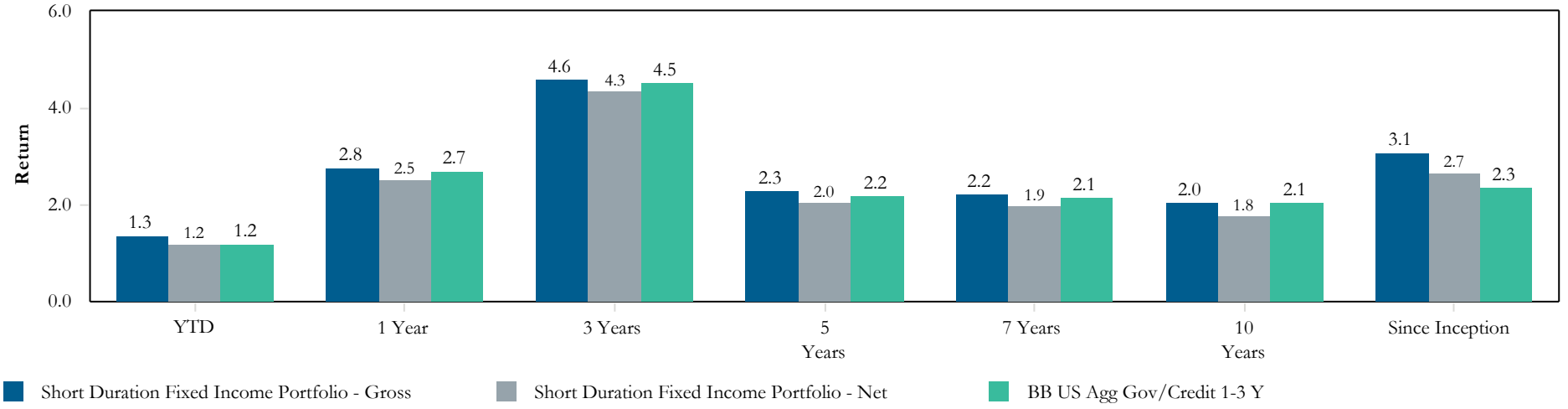

Graystone Consulting
from Morgan Stanley

Community Foundation Santa Cruz County
Annualized Performance Summary
As of August 31, 2026

Capital Preservation Portfolio

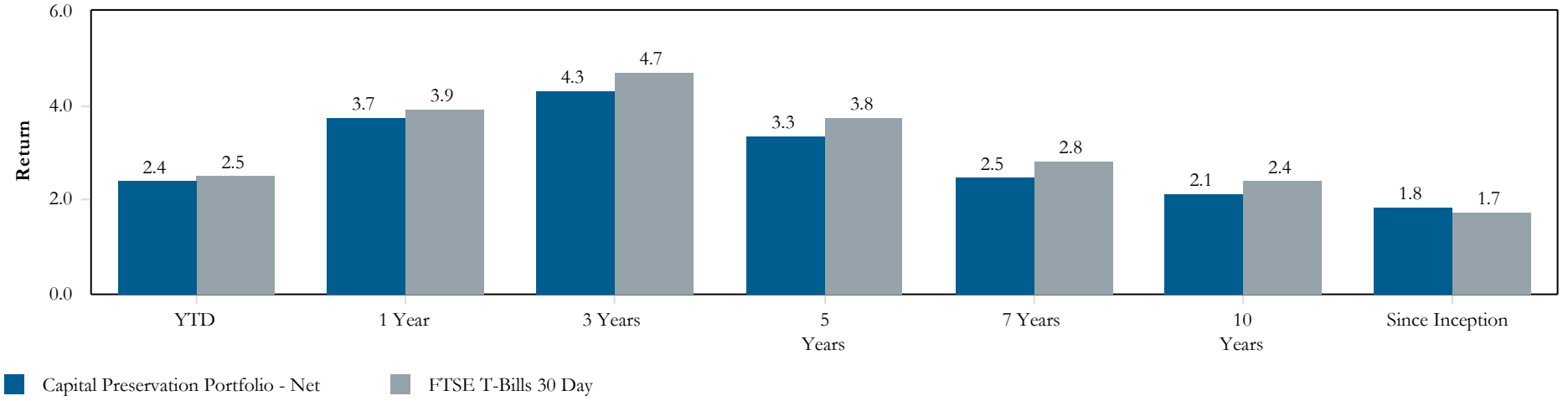

Graystone Consulting
from Morgan Stanley