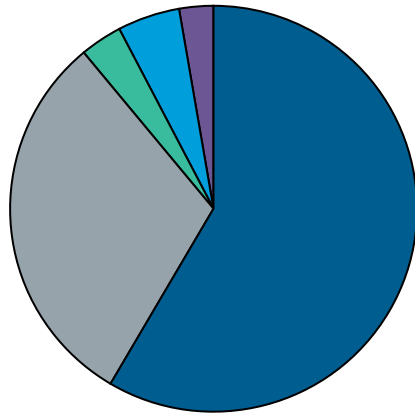


Community Foundation Santa Cruz County

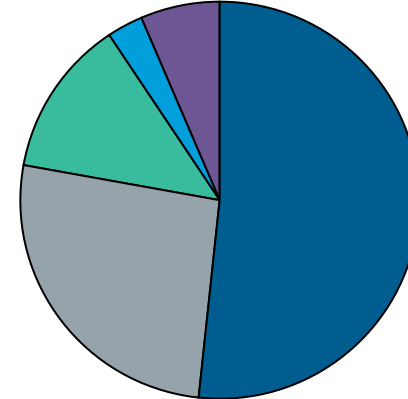
As of April 30, 2026

Asset Allocation Overview

Asset Allocation by Composite



Asset Allocation by Segment



	Market Value (\$)	Allocation (%)
Long Term Portfolio	141,230,461	58.45
Socially Responsible Long Term Portfolio	73,756,152	30.53
Women's Inclusion Long-Term Portfolio	8,092,764	3.35
Short Duration Fixed Income Portfolio	11,959,648	4.95
Capital Preservation Portfolio	6,575,197	2.72

Segments	Market Value (\$)	Allocation (%)
Equities	124,882,970	51.69
Fixed Income	63,185,909	26.15
Alternatives	30,939,916	12.81
Structured	7,043,738	2.92
Cash	15,561,691	6.44

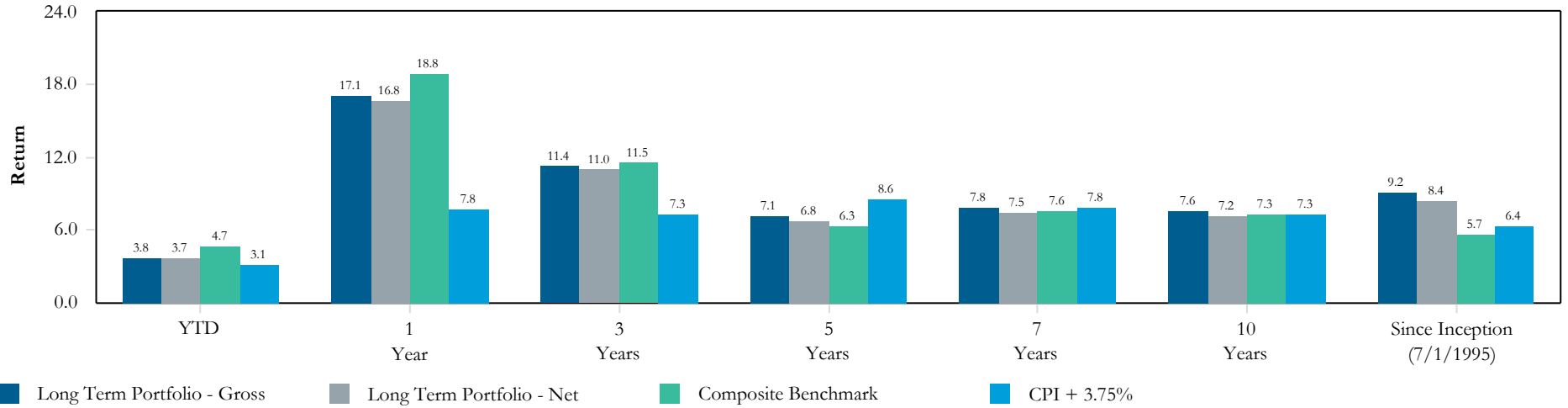
	Total Fund		Equities		Fixed Income		Alternatives		Structured		Cash	
		%		%		%		%		%		%
CFSCC Total Fund	241,614,223	100.0	124,882,970	51.7	63,185,909	26.2	30,939,916	12.8	7,043,738	2.9	15,561,691	6.4
Long-Term Portfolio	141,230,461	58.5	67,706,175	47.9	34,000,627	24.1	24,576,228	17.4	7,043,738	5.0	7,903,693	5.6
Socially Responsible Long-Term	73,756,152	30.5	51,622,530	70.0	15,095,890	20.5	6,071,207	8.2	-	-	966,525	1.3
Women's Inclusion Long-Term	8,092,764	3.3	5,554,265	68.6	2,217,913	27.4	292,481	3.6	-	-	28,106	0.3
Short Duration Fixed Income	11,959,648	4.9	-	-	11,871,478	99.3	-	-	-	-	88,170	0.7
Capital Preservation Portfolio	6,575,197	2.7	-	-	-	-	-	-	-	-	6,575,197	100.0

Community Foundation Santa Cruz County
Annualized Performance Summary
As of April 30, 2026

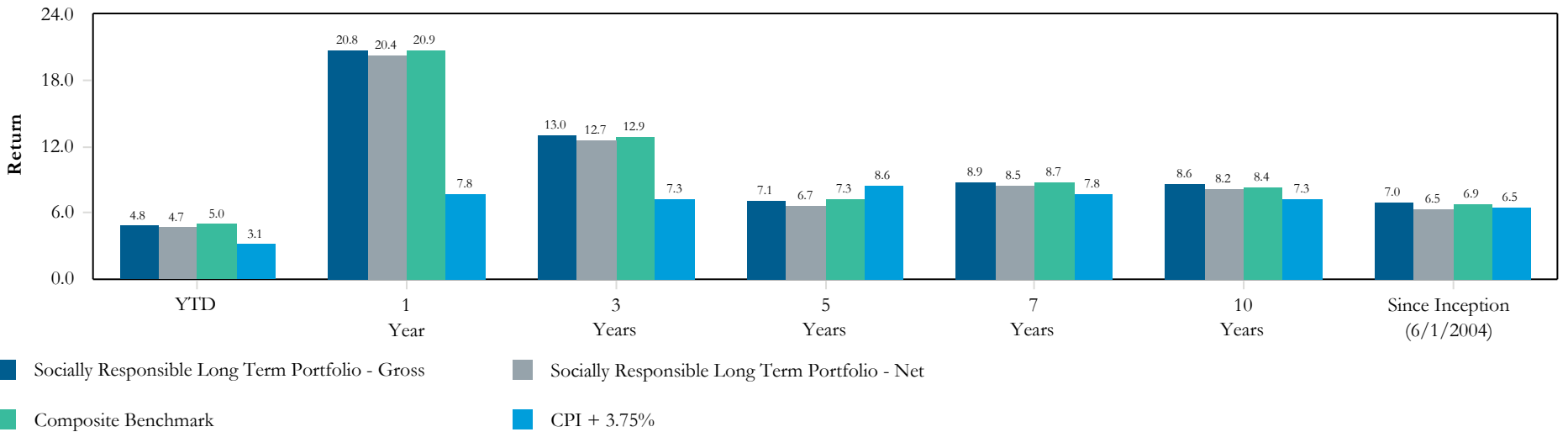
	Allocation		Performance(%)							
	Market Value (\$)	%	Quarter To Date	YTD	1 Year	3 Years	5 Years	10 Years	Since Inception	Inception Date
CFSCC Total Composite - Gross	241,614,223	100.0	4.5	3.9	17.0	11.2	6.7	7.4	9.0	07/01/1995
<i>CFSCC Total Composite - Net</i>			<i>4.4</i>	<i>3.7</i>	<i>16.6</i>	<i>10.8</i>	<i>6.3</i>	<i>7.0</i>	<i>8.2</i>	
Long-Term Portfolios - Gross	223,079,378	92.3	4.9	4.1	18.5	12.0	7.2	7.9	9.2	07/01/1995
<i>Long-Term Portfolios - Net</i>			<i>4.8</i>	<i>4.0</i>	<i>18.1</i>	<i>11.6</i>	<i>6.9</i>	<i>7.5</i>	<i>8.4</i>	
Long Term Portfolio - Gross	141,230,461	58.5	4.0	3.8	17.1	11.4	7.1	7.6	9.2	07/01/1995
<i>Long Term Portfolio - Net</i>			<i>4.0</i>	<i>3.7</i>	<i>16.8</i>	<i>11.0</i>	<i>6.8</i>	<i>7.2</i>	<i>8.4</i>	
<i>Composite Benchmark</i>			<i>5.3</i>	<i>4.7</i>	<i>18.8</i>	<i>11.5</i>	<i>6.3</i>	<i>7.3</i>	<i>5.7</i>	
<i>CPI + 3.75%</i>			<i>0.9</i>	<i>3.1</i>	<i>7.8</i>	<i>7.3</i>	<i>8.6</i>	<i>7.3</i>	<i>6.4</i>	
Socially Responsible Long Term Portfolio - Gross	73,756,152	30.5	6.3	4.8	20.8	13.0	7.1	8.6	7.0	06/01/2004
<i>Socially Responsible Long Term Portfolio - Net</i>			<i>6.3</i>	<i>4.7</i>	<i>20.4</i>	<i>12.7</i>	<i>6.7</i>	<i>8.2</i>	<i>6.5</i>	
<i>Composite Benchmark</i>			<i>6.8</i>	<i>5.0</i>	<i>20.9</i>	<i>12.9</i>	<i>7.3</i>	<i>8.4</i>	<i>6.9</i>	
<i>CPI + 3.75%</i>			<i>0.9</i>	<i>3.1</i>	<i>7.8</i>	<i>7.3</i>	<i>8.6</i>	<i>7.3</i>	<i>6.5</i>	
Women's Inclusion Long Term Portfolio - Gross	8,092,764	3.3	6.5	4.5	21.0	13.3	7.2	-	10.1	01/01/2018
<i>Women's Inclusion Long-Term Portfolio - Net</i>			<i>6.4</i>	<i>4.4</i>	<i>20.6</i>	<i>13.0</i>	<i>6.9</i>	<i>-</i>	<i>9.7</i>	
<i>Composite Benchmark</i>			<i>7.2</i>	<i>4.9</i>	<i>20.9</i>	<i>13.3</i>	<i>6.5</i>	<i>-</i>	<i>7.6</i>	
<i>CPI + 3.75%</i>			<i>0.9</i>	<i>3.1</i>	<i>7.8</i>	<i>7.3</i>	<i>8.6</i>	<i>-</i>	<i>7.5</i>	
Short Duration Fixed Income Portfolio - Gross	11,959,648	4.9	0.2	0.6	3.7	4.4	2.2	2.0	3.1	08/01/2003
<i>Short Duration Fixed Income Portfolio - Net</i>			<i>0.2</i>	<i>0.5</i>	<i>3.5</i>	<i>4.1</i>	<i>1.9</i>	<i>1.8</i>	<i>2.7</i>	
<i>BB US Agg Gov/ Credit 1-3 Y</i>			<i>0.2</i>	<i>0.5</i>	<i>3.4</i>	<i>4.3</i>	<i>2.1</i>	<i>2.0</i>	<i>2.3</i>	
Capital Preservation Portfolio - Net	6,575,197	2.7	0.3	1.2	4.0	4.4	3.1	2.0	1.8	09/01/2005
<i>FTSE T-Bills 30 Day</i>			<i>0.3</i>	<i>1.2</i>	<i>4.1</i>	<i>4.9</i>	<i>3.5</i>	<i>2.3</i>	<i>1.7</i>	

**Community Foundation Santa Cruz County
Annualized Performance Summary
As of April 30, 2026**

Long Term Portfolio

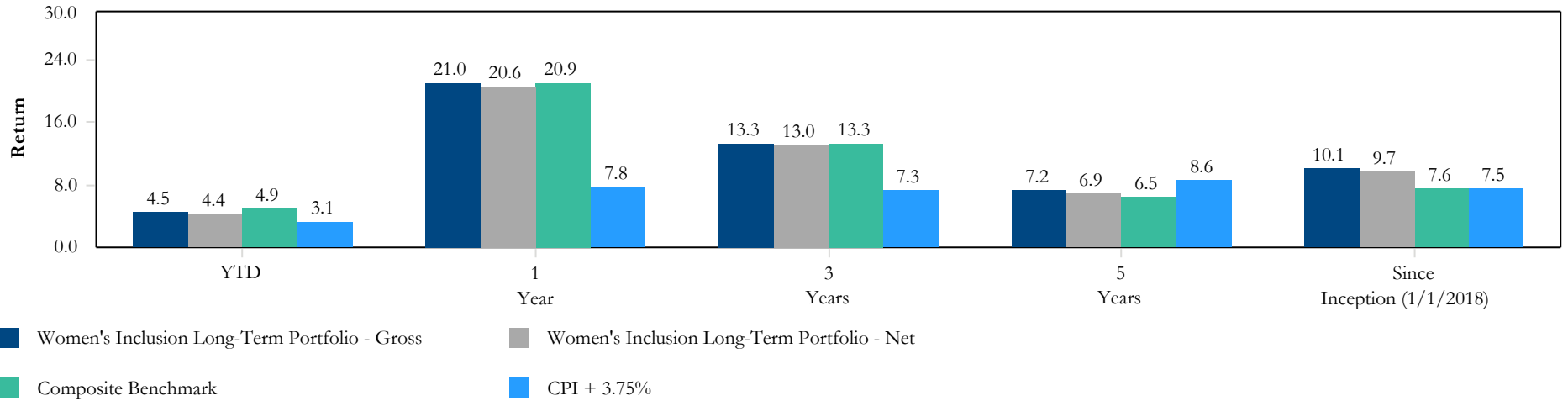


Socially Responsible Long Term Portfolio

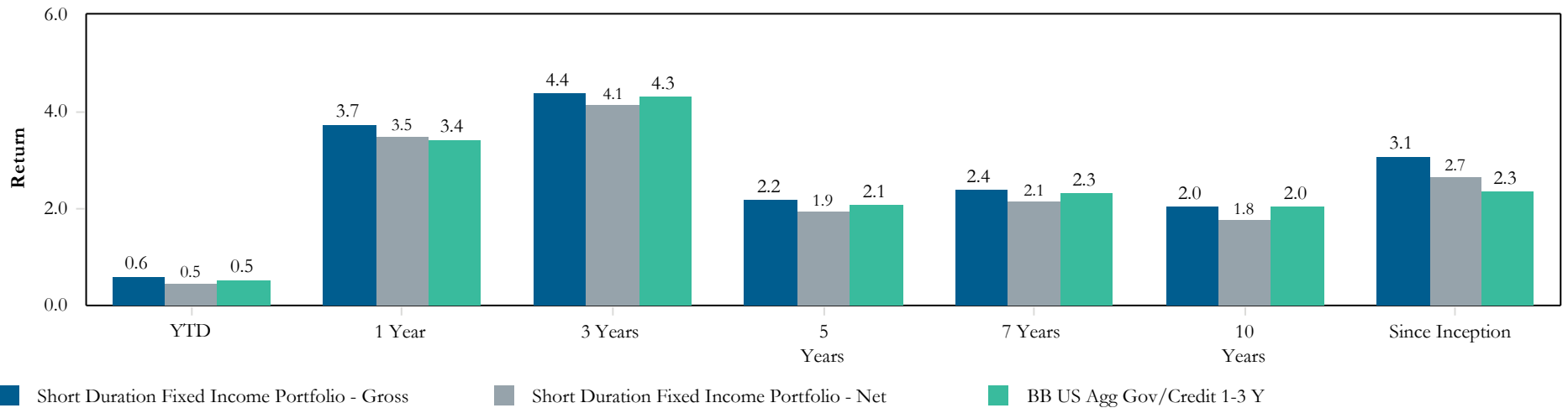


**Community Foundation Santa Cruz County
Annualized Performance Summary
As of April 30, 2026**

Women's Inclusion Long Term Portfolio



Short Duration Fixed Income Portfolio



Community Foundation Santa Cruz County
Annualized Performance Summary
As of April 30, 2026

Capital Preservation Portfolio

