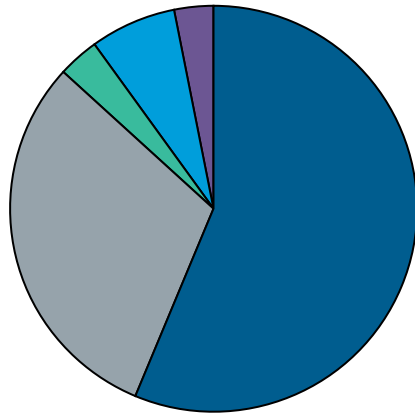


Community Foundation Santa Cruz County

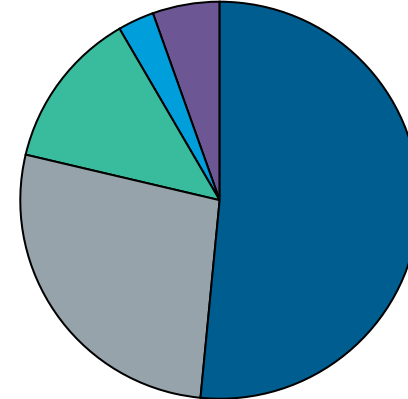
As of December 31, 2025

Asset Allocation Overview

Asset Allocation by Composite



Asset Allocation by Segment



	Market Value (\$)	Allocation (%)
Long Term Portfolio	130,289,715	56.29
Socially Responsible Long Term Portfolio	70,588,498	30.49
Women's Inclusion Long-Term Portfolio	7,548,371	3.26
Short Duration Fixed Income Portfolio	15,839,698	6.84
Capital Preservation Portfolio	7,214,306	3.12

Segments	Market Value (\$)	Allocation (%)
Equities	119,296,512	51.54
Fixed Income	62,842,312	27.15
Alternatives	29,923,431	12.93
Structured	6,826,945	2.95
Cash	12,591,388	5.44

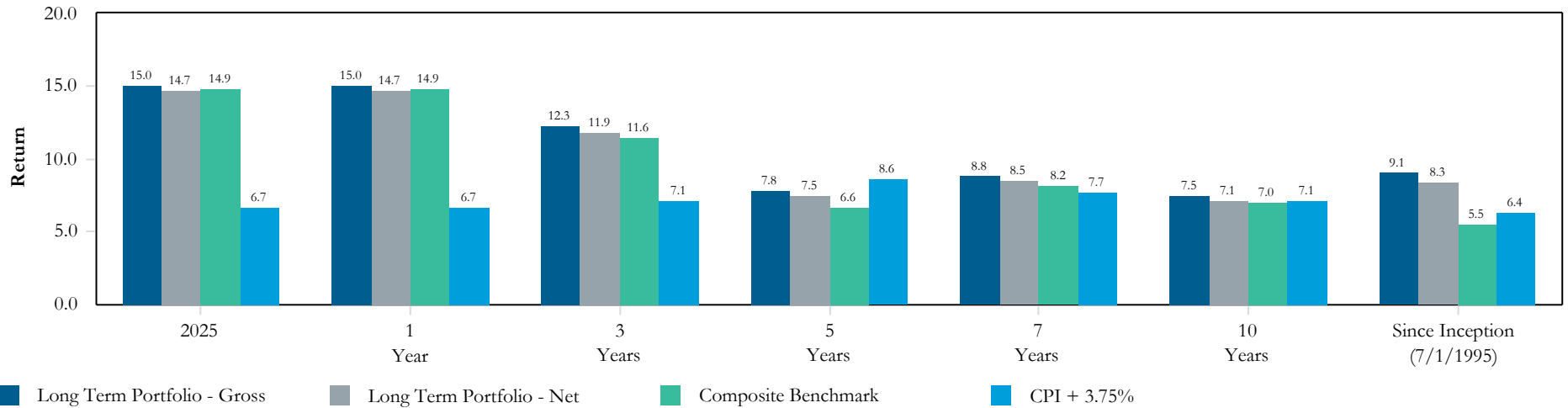
	Total Fund		Equities		Fixed Income		Alternatives		Structured		Cash	
		%		%		%		%		%		%
CFSCC Total Fund	231,480,588	100.0	119,296,512	51.5	62,842,312	27.1	29,923,431	12.9	6,826,945	2.9	12,591,388	5.4
Long-Term Portfolio	130,289,715	56.3	65,219,753	50.1	33,942,857	26.1	23,871,513	18.3	6,826,945	5.2	428,646	0.3
Socially Responsible Long-Term	70,588,498	30.5	48,811,706	69.1	14,958,649	21.2	5,832,275	8.3	-	-	985,869	1.4
Women's Inclusion Long-Term	7,548,371	3.3	5,265,053	69.8	2,045,837	27.1	219,643	2.9	-	-	17,837	0.2
Short Duration Fixed Income	15,839,698	6.8	-	-	11,894,969	75.1	-	-	-	-	3,944,729	24.9
Capital Preservation Portfolio	7,214,306	3.1	-	-	-	-	-	-	-	-	7,214,306	100.0

Community Foundation Santa Cruz County
Annualized Performance Summary
As of December 31, 2025

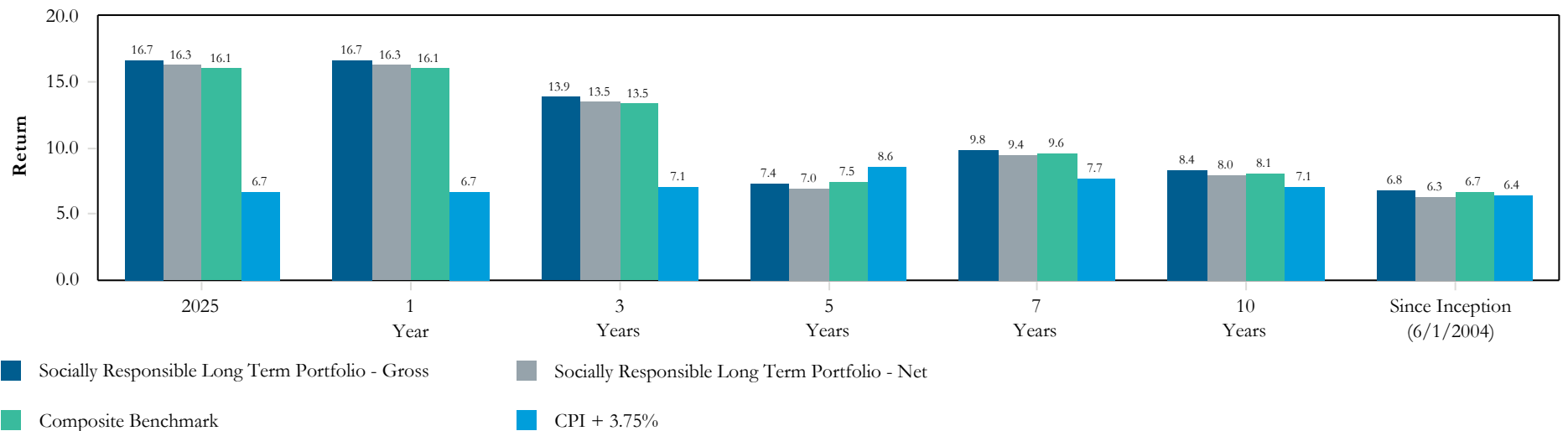
	Allocation		Performance(%)							
	Market Value (\$)	%	Quarter To Date	YTD	1 Year	3 Years	5 Years	10 Years	Since Inception	Inception Date
CFSCC Total Composite - Gross	231,480,588	100.0	2.3	14.5	14.5	12.0	7.2	7.3	8.9	07/01/1995
<i>CFSCC Total Composite - Net</i>			<i>2.2</i>	<i>14.1</i>	<i>14.1</i>	<i>11.6</i>	<i>6.9</i>	<i>6.9</i>	<i>8.1</i>	
Long-Term Portfolios - Gross	208,426,584	90.0	2.4	15.5	15.5	12.8	7.8	7.8	9.2	07/01/1995
<i>Long-Term Portfolios - Net</i>			<i>2.3</i>	<i>15.2</i>	<i>15.2</i>	<i>12.5</i>	<i>7.5</i>	<i>7.4</i>	<i>8.4</i>	
Long Term Portfolio - Gross	130,289,715	56.3	2.2	15.0	15.0	12.3	7.8	7.5	9.1	07/01/1995
<i>Long Term Portfolio - Net</i>			<i>2.2</i>	<i>14.7</i>	<i>14.7</i>	<i>11.9</i>	<i>7.5</i>	<i>7.1</i>	<i>8.3</i>	
<i>Composite Benchmark</i>			<i>2.2</i>	<i>14.9</i>	<i>14.9</i>	<i>11.6</i>	<i>6.6</i>	<i>7.0</i>	<i>5.5</i>	
<i>CPI + 3.75%</i>			<i>1.6</i>	<i>6.7</i>	<i>6.7</i>	<i>7.1</i>	<i>8.6</i>	<i>7.1</i>	<i>6.4</i>	
Socially Responsible Long Term Portfolio - Gross	70,588,498	30.5	2.5	16.7	16.7	13.9	7.4	8.4	6.8	06/01/2004
<i>Socially Responsible Long Term Portfolio - Net</i>			<i>2.4</i>	<i>16.3</i>	<i>16.3</i>	<i>13.5</i>	<i>7.0</i>	<i>8.0</i>	<i>6.3</i>	
<i>Composite Benchmark</i>			<i>2.5</i>	<i>16.1</i>	<i>16.1</i>	<i>13.5</i>	<i>7.5</i>	<i>8.1</i>	<i>6.7</i>	
<i>CPI + 3.75%</i>			<i>1.6</i>	<i>6.7</i>	<i>6.7</i>	<i>7.1</i>	<i>8.6</i>	<i>7.1</i>	<i>6.4</i>	
Women's Inclusion Long Term Portfolio - Gross	7,548,371	3.3	3.0	14.8	14.8	14.2	9.3	-	9.9	01/01/2018
<i>Women's Inclusion Long-Term Portfolio - Net</i>			<i>3.0</i>	<i>14.4</i>	<i>14.4</i>	<i>13.8</i>	<i>9.0</i>	<i>-</i>	<i>9.5</i>	
<i>Composite Benchmark</i>			<i>2.5</i>	<i>14.9</i>	<i>14.9</i>	<i>13.8</i>	<i>6.5</i>	<i>-</i>	<i>7.3</i>	
<i>CPI + 3.75%</i>			<i>1.6</i>	<i>6.7</i>	<i>6.7</i>	<i>7.1</i>	<i>8.6</i>	<i>-</i>	<i>7.4</i>	
Short Duration Fixed Income Portfolio - Gross	15,839,698	6.8	1.1	5.5	5.5	4.8	2.1	2.2	3.1	08/01/2003
<i>Short Duration Fixed Income Portfolio - Net</i>			<i>1.1</i>	<i>5.2</i>	<i>5.2</i>	<i>4.5</i>	<i>1.8</i>	<i>1.9</i>	<i>2.7</i>	
<i>BB US Agg Gov/Credit 1-3 Y</i>			<i>1.2</i>	<i>5.3</i>	<i>5.3</i>	<i>4.8</i>	<i>2.0</i>	<i>2.1</i>	<i>2.4</i>	
Capital Preservation Portfolio - Net	7,214,306	3.1	1.0	4.1	4.1	4.4	2.9	1.9	1.8	09/01/2005
<i>FTSE T-Bills 30 Day</i>			<i>1.0</i>	<i>4.3</i>	<i>4.3</i>	<i>5.0</i>	<i>3.3</i>	<i>2.2</i>	<i>1.7</i>	

Community Foundation Santa Cruz County
Annualized Performance Summary
As of December 31, 2025

Long Term Portfolio

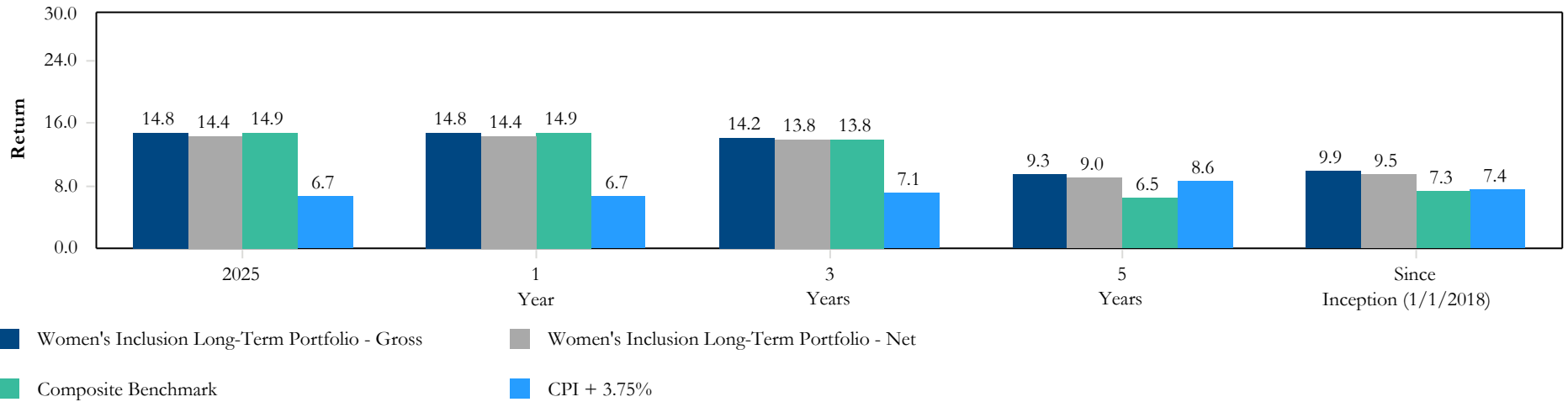


Socially Responsible Long Term Portfolio

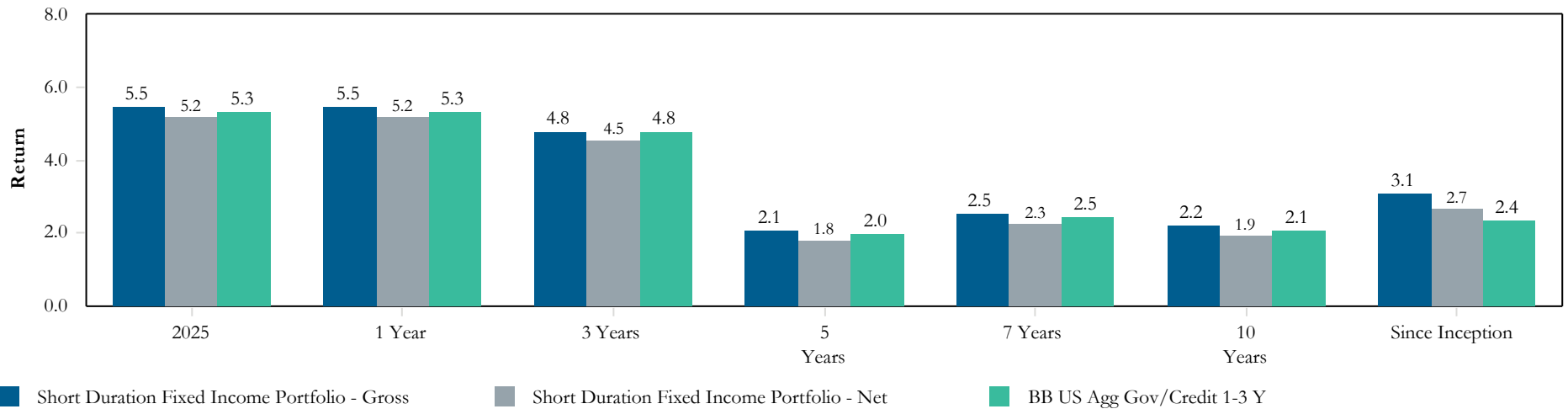


Community Foundation Santa Cruz County
Annualized Performance Summary
As of December 31, 2025

Women's Inclusion Long Term Portfolio



Short Duration Fixed Income Portfolio



Community Foundation Santa Cruz County
Annualized Performance Summary
As of December 31, 2025

