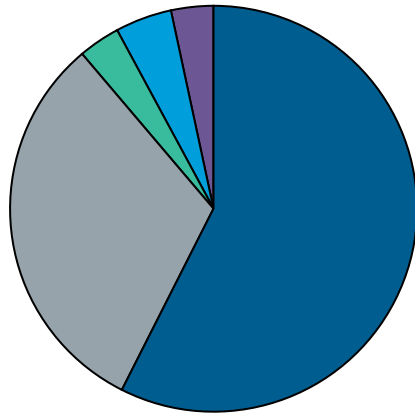
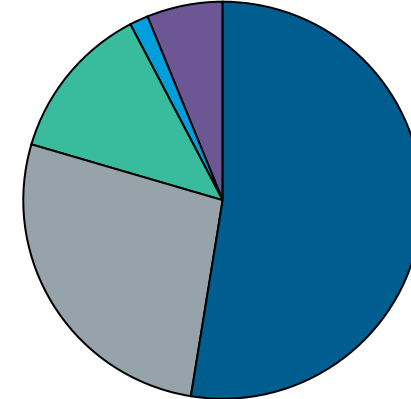


Community Foundation Santa Cruz County
As of November 30, 2025
Asset Allocation Overview

Asset Allocation by Composite



Asset Allocation by Segment



	Market Value (\$)	Allocation (%)
Long Term Portfolio	129,851,322	57.44
Socially Responsible Long Term Portfolio	70,946,215	31.38
Women's Inclusion Long-Term Portfolio	7,501,063	3.32
Short Duration Fixed Income Portfolio	10,157,014	4.49
Capital Preservation Portfolio	7,616,417	3.37

Segments	Market Value (\$)	Allocation (%)
Equities	118,794,676	52.55
Fixed Income	61,030,335	27.00
Alternatives	28,919,108	12.79
Structured	3,409,945	1.51
Cash	13,917,965	6.16

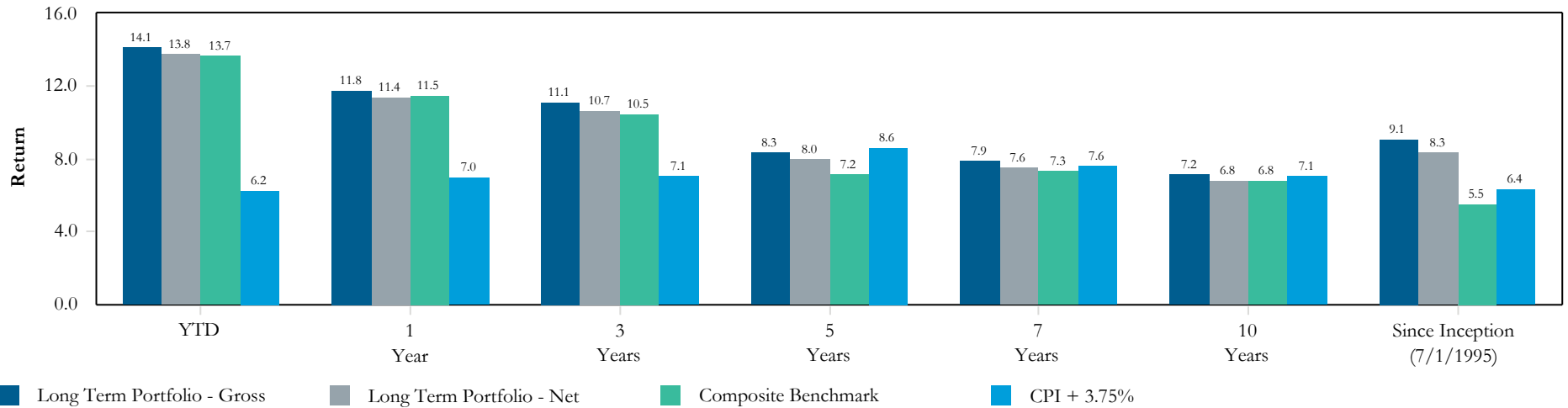
	Total Fund		Equities		Fixed Income		Alternatives		Structured		Cash	
		%		%		%		%		%		%
CFSCC Total Fund	226,072,030	100.0	118,794,676	52.5	61,030,335	27.0	28,919,108	12.8	3,409,945	1.5	13,917,965	6.2
Long-Term Portfolio	129,851,322	57.4	65,148,439	50.2	33,993,818	26.2	23,726,092	18.3	3,409,945	2.6	3,573,026	2.8
Socially Responsible Long-Term	70,946,215	31.4	48,413,083	68.2	14,914,437	21.0	4,984,105	7.0	-	-	2,634,591	3.7
Women's Inclusion Long-Term	7,501,063	3.3	5,233,154	69.8	2,040,313	27.2	208,911	2.8	-	-	18,686	0.2
Short Duration Fixed Income	10,157,014	4.5	-	-	10,081,768	99.3	-	-	-	-	75,246	0.7
Capital Preservation Portfolio	7,616,417	3.4	-	-	-	-	-	-	-	-	7,616,417	100.0

Community Foundation Santa Cruz County
Annualized Performance Summary
As of November 30, 2025

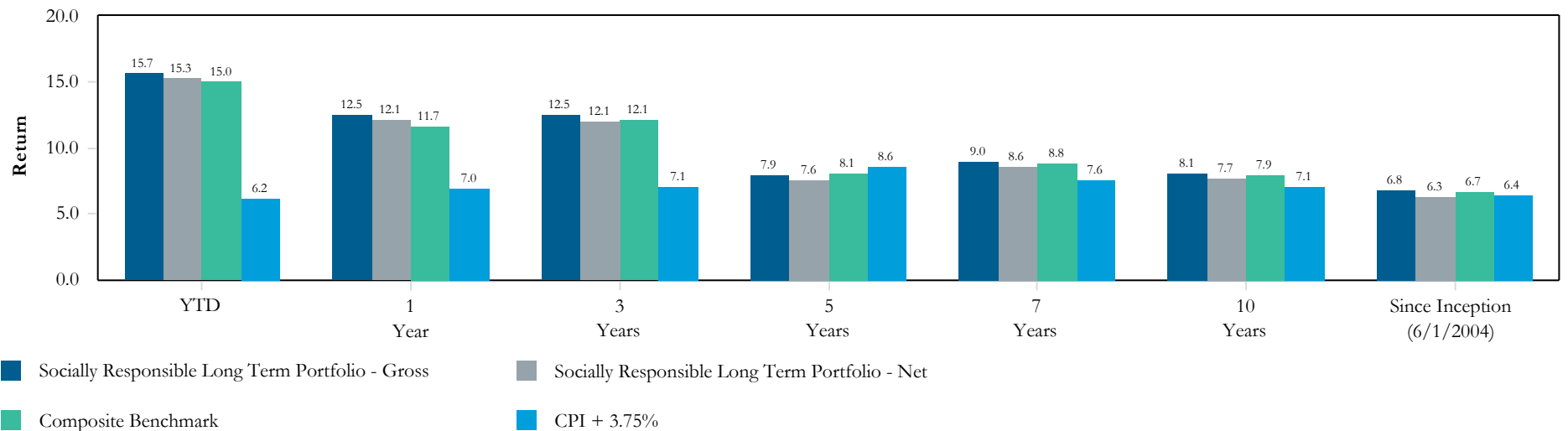
	Allocation		Performance(%)							
	Market Value (\$)	%	Quarter To Date	YTD	1 Year	3 Years	5 Years	10 Years	Since Inception	Inception Date
CFSCC Total Composite - Gross	226,072,030	100.0	1.5	13.6	11.3	10.9	7.7	7.0	8.9	07/01/1995
<i>CFSCC Total Composite - Net</i>			<i>1.5</i>	<i>13.3</i>	<i>11.0</i>	<i>10.5</i>	<i>7.4</i>	<i>6.6</i>	<i>8.1</i>	
Long-Term Portfolios - Gross	208,298,599	92.1	1.6	14.6	12.0	11.6	8.4	7.4	9.2	07/01/1995
<i>Long-Term Portfolios - Net</i>			<i>1.5</i>	<i>14.3</i>	<i>11.6</i>	<i>11.2</i>	<i>8.0</i>	<i>7.1</i>	<i>8.4</i>	
Long Term Portfolio - Gross	129,851,322	57.4	1.5	14.1	11.8	11.1	8.3	7.2	9.1	07/01/1995
<i>Long Term Portfolio - Net</i>			<i>1.5</i>	<i>13.8</i>	<i>11.4</i>	<i>10.7</i>	<i>8.0</i>	<i>6.8</i>	<i>8.3</i>	
<i>Composite Benchmark</i>			<i>1.4</i>	<i>13.7</i>	<i>11.5</i>	<i>10.5</i>	<i>7.2</i>	<i>6.8</i>	<i>5.5</i>	
<i>CPI + 3.75%</i>			<i>1.2</i>	<i>6.2</i>	<i>7.0</i>	<i>7.1</i>	<i>8.6</i>	<i>7.1</i>	<i>6.4</i>	
Socially Responsible Long Term Portfolio - Gross	70,946,215	31.4	1.7	15.7	12.5	12.5	7.9	8.1	6.8	06/01/2004
<i>Socially Responsible Long Term Portfolio - Net</i>			<i>1.6</i>	<i>15.3</i>	<i>12.1</i>	<i>12.1</i>	<i>7.6</i>	<i>7.7</i>	<i>6.3</i>	
<i>Composite Benchmark</i>			<i>1.6</i>	<i>15.0</i>	<i>11.7</i>	<i>12.1</i>	<i>8.1</i>	<i>7.9</i>	<i>6.7</i>	
<i>CPI + 3.75%</i>			<i>1.2</i>	<i>6.2</i>	<i>7.0</i>	<i>7.1</i>	<i>8.6</i>	<i>7.1</i>	<i>6.4</i>	
Women's Inclusion Long Term Portfolio - Gross	7,501,063	3.3	2.4	14.1	11.4	12.8	10.1	-	9.9	01/01/2018
<i>Women's Inclusion Long-Term Portfolio - Net</i>			<i>2.4</i>	<i>13.7</i>	<i>11.0</i>	<i>12.5</i>	<i>9.7</i>	<i>-</i>	<i>9.6</i>	
<i>Composite Benchmark</i>			<i>2.2</i>	<i>14.5</i>	<i>11.8</i>	<i>12.5</i>	<i>7.0</i>	<i>-</i>	<i>7.3</i>	
<i>CPI + 3.75%</i>			<i>1.2</i>	<i>6.2</i>	<i>7.0</i>	<i>7.1</i>	<i>8.6</i>	<i>-</i>	<i>7.5</i>	
Short Duration Fixed Income Portfolio - Gross	10,157,014	4.5	0.9	5.2	5.4	4.8	2.0	2.1	3.1	08/01/2003
<i>Short Duration Fixed Income Portfolio - Net</i>			<i>0.8</i>	<i>5.0</i>	<i>5.2</i>	<i>4.6</i>	<i>1.8</i>	<i>1.9</i>	<i>2.7</i>	
<i>BB US Agg Gov/Credit 1-3 Y</i>			<i>0.8</i>	<i>5.0</i>	<i>5.2</i>	<i>4.7</i>	<i>1.9</i>	<i>2.0</i>	<i>2.3</i>	
Capital Preservation Portfolio - Net	7,616,417	3.4	0.6	3.7	4.0	4.4	2.8	1.8	1.8	09/01/2005
<i>FTSE T-Bills 30 Day</i>			<i>0.7</i>	<i>4.0</i>	<i>4.4</i>	<i>5.0</i>	<i>3.2</i>	<i>2.1</i>	<i>1.6</i>	

Community Foundation Santa Cruz County
Annualized Performance Summary
As of November 30, 2025

Long Term Portfolio

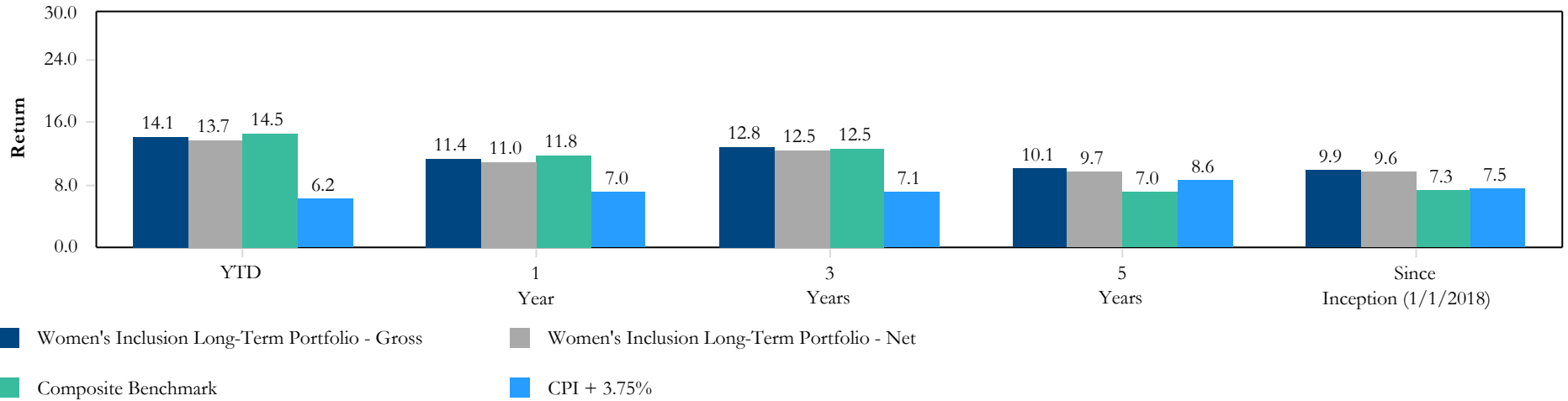


Socially Responsible Long Term Portfolio

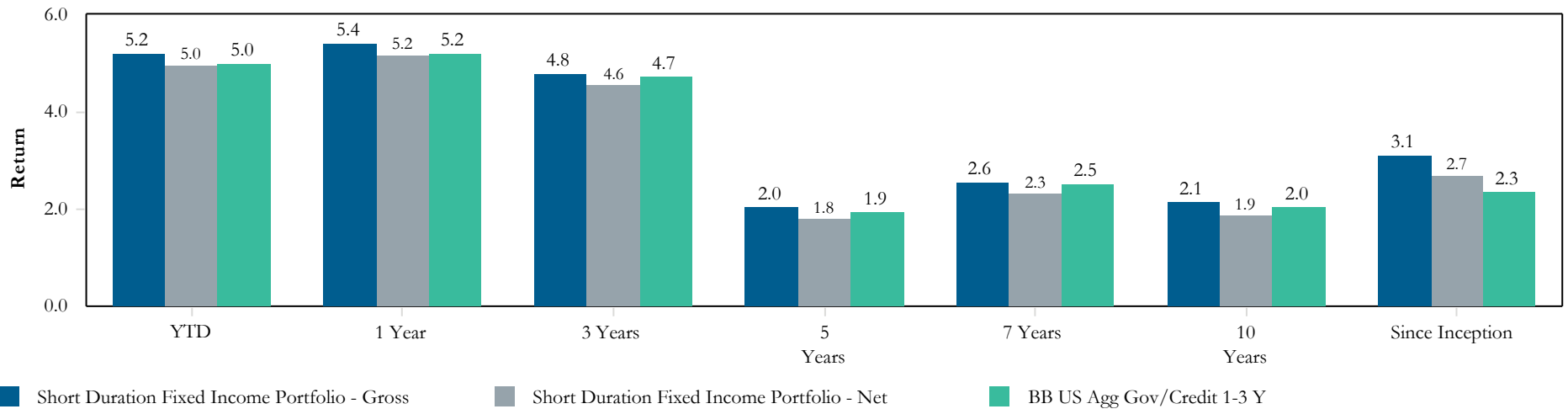


Community Foundation Santa Cruz County
Annualized Performance Summary
As of November 30, 2025

Women's Inclusion Long Term Portfolio



Short Duration Fixed Income Portfolio



Community Foundation Santa Cruz County
Annualized Performance Summary
As of November 30, 2025

