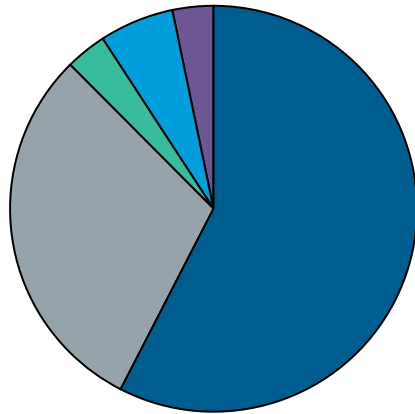


Community Foundation Santa Cruz County

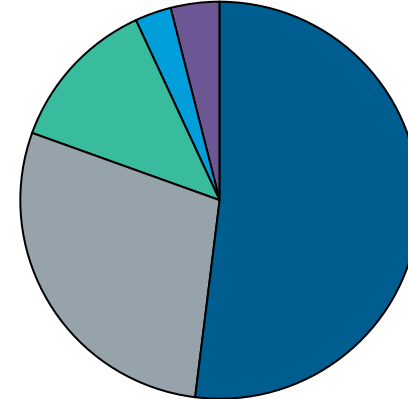
As of August 31, 2025

Asset Allocation Overview

Asset Allocation by Composite



Asset Allocation by Segment



	Market Value (\$)	Allocation (%)
Long Term Portfolio	126,702,594	57.55
Socially Responsible Long Term Portfolio	66,054,397	30.00
Women's Inclusion Long-Term Portfolio	7,195,680	3.27
Short Duration Fixed Income Portfolio	13,037,285	5.92
Capital Preservation Portfolio	7,164,938	3.25

Segments	Market Value (\$)	Allocation (%)
Equities	114,423,166	51.97
Fixed Income	62,801,790	28.53
Alternatives	27,723,959	12.59
Structured	6,488,178	2.95
Cash	8,717,801	3.96

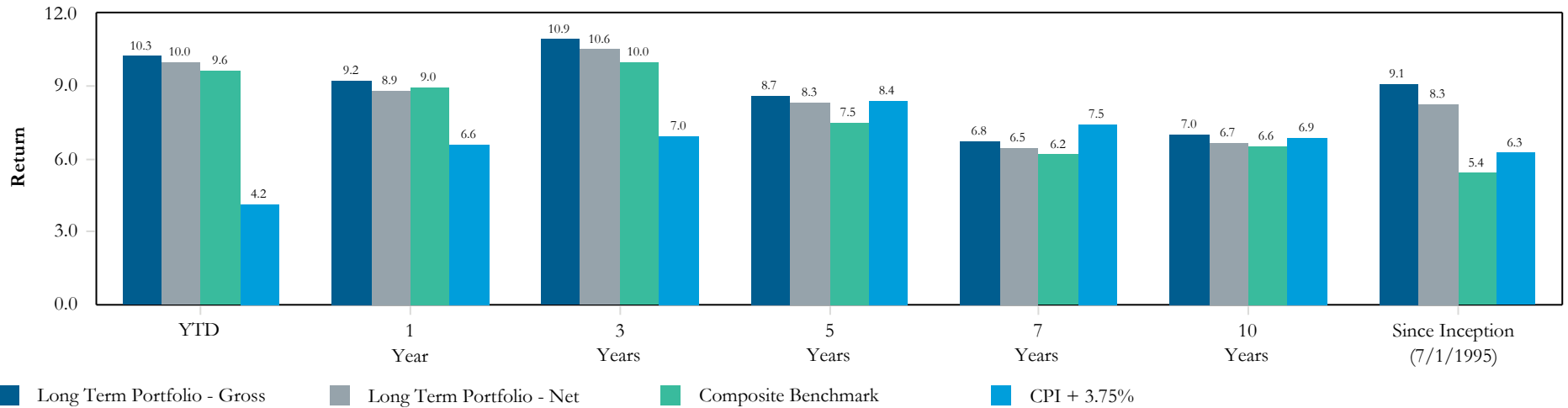
	Total Fund		Equities		Fixed Income		Alternatives		Structured		Cash	
		%		%		%		%		%		%
CFSCC Total Fund	220,154,894	100.0	114,423,166	52.0	62,801,790	28.5	27,723,959	12.6	6,488,178	2.9	8,717,801	4.0
Long-Term Portfolio	126,702,594	57.6	63,446,749	50.1	33,291,899	26.3	23,035,053	18.2	6,488,178	5.1	440,715	0.3
Socially Responsible Long-Term	66,054,397	30.0	46,020,486	69.7	14,572,481	22.1	4,481,226	6.8	-	-	980,204	1.5
Women's Inclusion Long-Term	7,195,680	3.3	4,955,931	68.9	1,992,139	27.7	207,681	2.9	-	-	39,929	0.6
Short Duration Fixed Income	13,037,285	5.9	-	-	12,945,271	99.3	-	-	-	-	92,014	0.7
Capital Preservation Portfolio	7,164,938	3.3	-	-	-	-	-	-	-	-	7,164,938	100.0

Community Foundation Santa Cruz County
Annualized Performance Summary
As of August 31, 2025

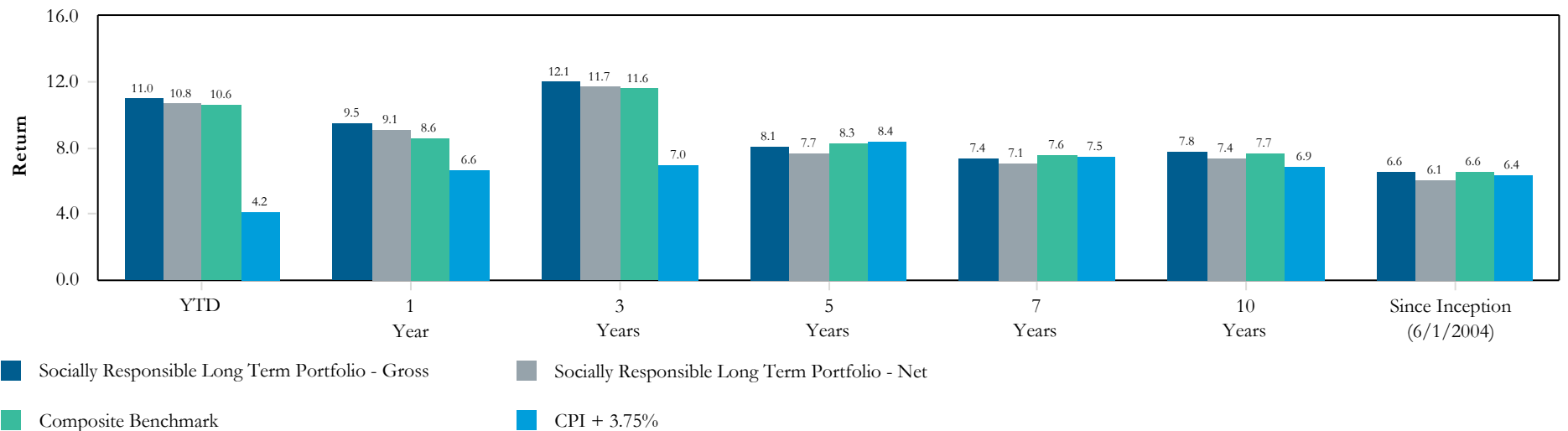
	Allocation		Performance(%)							
	Market Value (\$)	%	Quarter To Date	YTD	1 Year	3 Years	5 Years	10 Years	Since Inception	Inception Date
CFSCC Total Composite - Gross	220,154,894	100.0	2.4	9.7	8.8	10.6	7.9	6.8	8.9	07/01/1995
<i>CFSCC Total Composite - Net</i>			<i>2.3</i>	<i>9.5</i>	<i>8.4</i>	<i>10.2</i>	<i>7.6</i>	<i>6.4</i>	<i>8.1</i>	
Long-Term Portfolios - Gross	199,952,670	90.8	2.5	10.5	9.3	11.3	8.6	7.2	9.1	07/01/1995
<i>Long-Term Portfolios - Net</i>			<i>2.5</i>	<i>10.2</i>	<i>8.9</i>	<i>11.0</i>	<i>8.2</i>	<i>6.9</i>	<i>8.3</i>	
Long Term Portfolio - Gross	126,702,594	57.6	2.5	10.3	9.2	10.9	8.7	7.0	9.1	07/01/1995
<i>Long Term Portfolio - Net</i>			<i>2.4</i>	<i>10.0</i>	<i>8.9</i>	<i>10.6</i>	<i>8.3</i>	<i>6.7</i>	<i>8.3</i>	
<i>Composite Benchmark</i>			<i>2.6</i>	<i>9.6</i>	<i>9.0</i>	<i>10.0</i>	<i>7.5</i>	<i>6.6</i>	<i>5.4</i>	
<i>CPI + 3.75%</i>			<i>1.0</i>	<i>4.2</i>	<i>6.6</i>	<i>7.0</i>	<i>8.4</i>	<i>6.9</i>	<i>6.3</i>	
Socially Responsible Long Term Portfolio - Gross	66,054,397	30.0	2.6	11.0	9.5	12.1	8.1	7.8	6.6	06/01/2004
<i>Socially Responsible Long Term Portfolio - Net</i>			<i>2.6</i>	<i>10.8</i>	<i>9.1</i>	<i>11.7</i>	<i>7.7</i>	<i>7.4</i>	<i>6.1</i>	
<i>Composite Benchmark</i>			<i>2.6</i>	<i>10.6</i>	<i>8.6</i>	<i>11.6</i>	<i>8.3</i>	<i>7.7</i>	<i>6.6</i>	
<i>CPI + 3.75%</i>			<i>1.0</i>	<i>4.2</i>	<i>6.6</i>	<i>7.0</i>	<i>8.4</i>	<i>6.9</i>	<i>6.4</i>	
Women's Inclusion Long Term Portfolio - Gross	7,195,680	3.3	2.5	9.0	9.2	11.9	10.3	-	9.6	01/01/2018
<i>Women's Inclusion Long-Term Portfolio - Net</i>			<i>2.4</i>	<i>8.7</i>	<i>8.8</i>	<i>11.6</i>	<i>9.9</i>	<i>-</i>	<i>9.2</i>	
<i>Composite Benchmark</i>			<i>2.9</i>	<i>10.0</i>	<i>10.2</i>	<i>12.1</i>	<i>7.4</i>	<i>-</i>	<i>7.3</i>	
<i>CPI + 3.75%</i>			<i>1.0</i>	<i>4.2</i>	<i>6.6</i>	<i>7.0</i>	<i>8.4</i>	<i>-</i>	<i>7.4</i>	
Short Duration Fixed Income Portfolio - Gross	13,037,285	5.9	1.0	4.0	5.0	4.2	1.8	2.1	3.1	08/01/2003
<i>Short Duration Fixed Income Portfolio - Net</i>			<i>1.0</i>	<i>3.8</i>	<i>4.7</i>	<i>4.0</i>	<i>1.6</i>	<i>1.8</i>	<i>2.7</i>	
<i>BB US Agg Gov/Credit 1-3 Y</i>			<i>0.9</i>	<i>3.8</i>	<i>4.6</i>	<i>4.1</i>	<i>1.7</i>	<i>1.9</i>	<i>2.3</i>	
Capital Preservation Portfolio - Net	7,164,938	3.3	0.7	2.7	4.2	4.2	2.6	1.7	1.7	09/01/2005
<i>FTSE T-Bills 30 Day</i>			<i>0.7</i>	<i>2.9</i>	<i>4.6</i>	<i>4.8</i>	<i>3.0</i>	<i>2.0</i>	<i>1.6</i>	

Community Foundation Santa Cruz County
Annualized Performance Summary
As of August 31, 2025

Long Term Portfolio

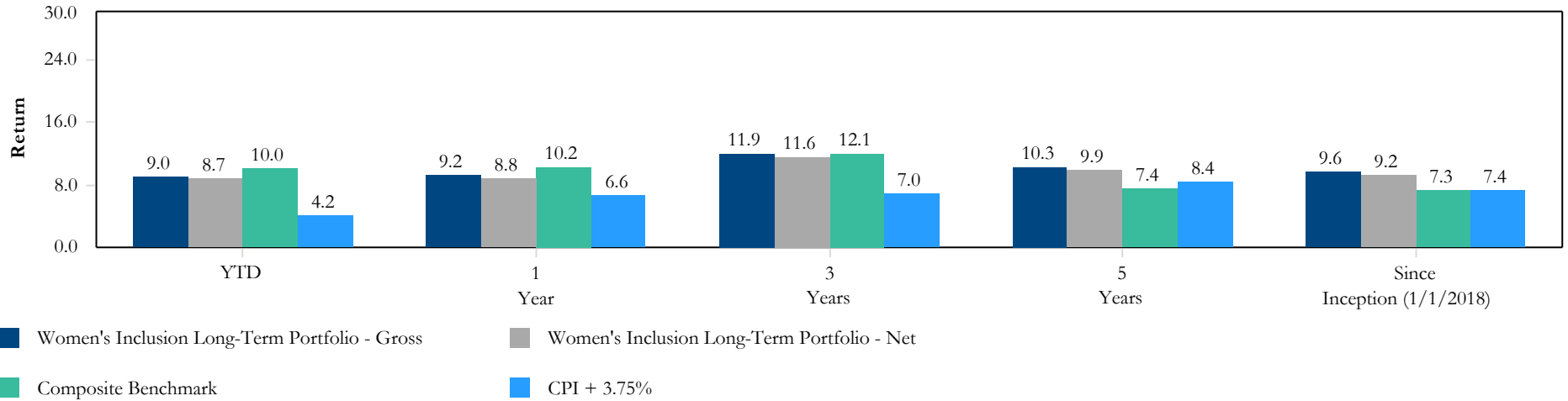


Socially Responsible Long Term Portfolio

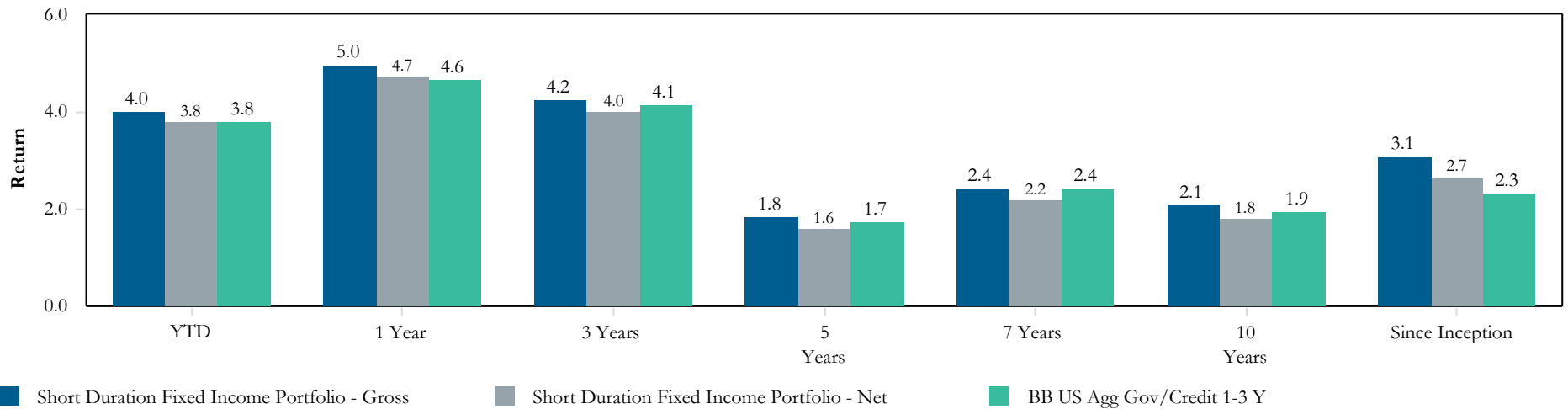


Community Foundation Santa Cruz County
Annualized Performance Summary
As of August 31, 2025

Women's Inclusion Long Term Portfolio



Short Duration Fixed Income Portfolio



Community Foundation Santa Cruz County
Annualized Performance Summary
As of August 31, 2025

