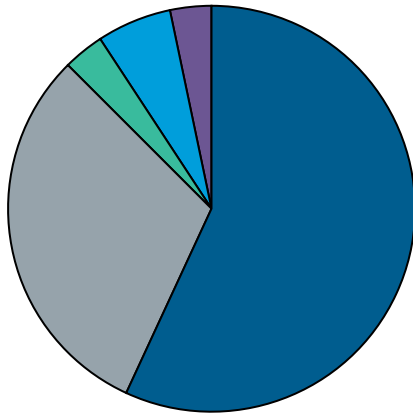


Community Foundation Santa Cruz County

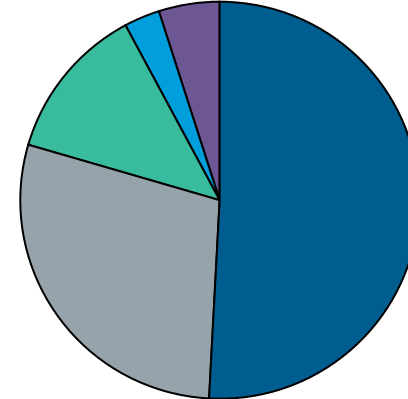
As of July 31, 2025

Asset Allocation Overview

Asset Allocation by Composite



Asset Allocation by Segment



	Market Value (\$)	Allocation (%)
Long Term Portfolio	123,627,175	56.89
Socially Responsible Long Term Portfolio	66,575,462	30.63
Women's Inclusion Long-Term Portfolio	7,071,634	3.25
Short Duration Fixed Income Portfolio	12,906,722	5.94
Capital Preservation Portfolio	7,139,776	3.29

Segments	Market Value (\$)	Allocation (%)
Equities	110,518,726	50.86
Fixed Income	62,268,780	28.65
Alternatives	27,508,940	12.66
Structured	6,299,265	2.90
Cash	10,725,058	4.94

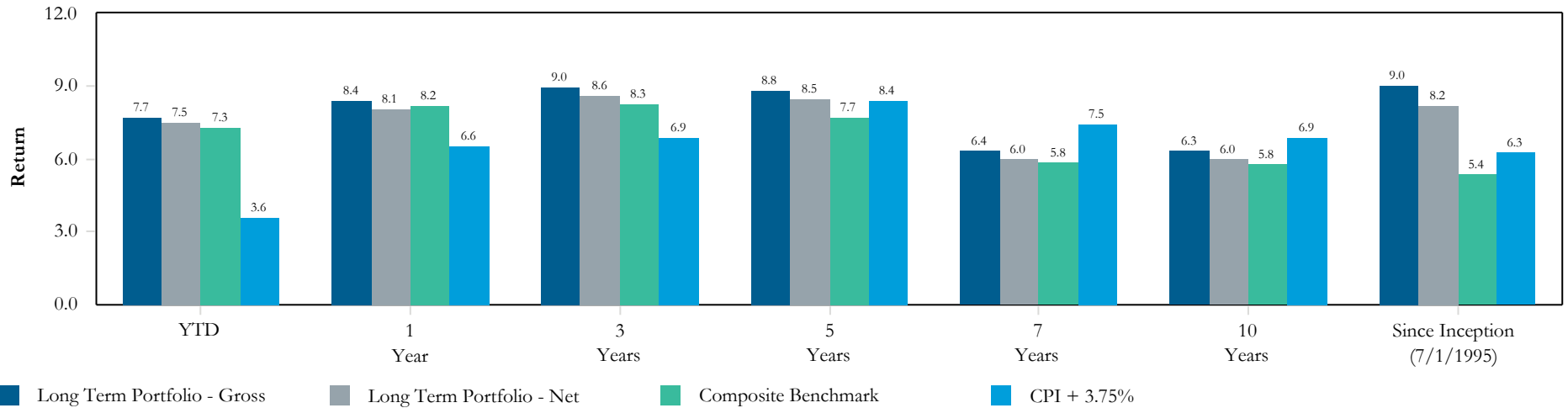
	Total Fund		Equities		Fixed Income		Alternatives		Structured		Cash	
		%		%		%		%		%		%
CFSCC Total Fund	217,320,770	100.0	110,518,726	50.9	62,268,780	28.7	27,508,940	12.7	6,299,265	2.9	10,725,058	4.9
Long-Term Portfolio	123,627,175	56.9	61,034,435	49.4	33,010,197	26.7	22,922,333	18.5	6,299,265	5.1	360,945	0.3
Socially Responsible Long-Term	66,575,462	30.6	44,624,588	67.0	14,418,942	21.7	4,379,056	6.6	-	-	3,152,876	4.7
Women's Inclusion Long-Term	7,071,634	3.3	4,859,703	68.7	1,981,183	28.0	207,551	2.9	-	-	23,197	0.3
Short Duration Fixed Income	12,906,722	5.9	-	-	12,858,458	99.6	-	-	-	-	48,264	0.4
Capital Preservation Portfolio	7,139,776	3.3	-	-	-	-	-	-	-	-	7,139,776	100.0

Community Foundation Santa Cruz County
Annualized Performance Summary
As of July 31, 2025

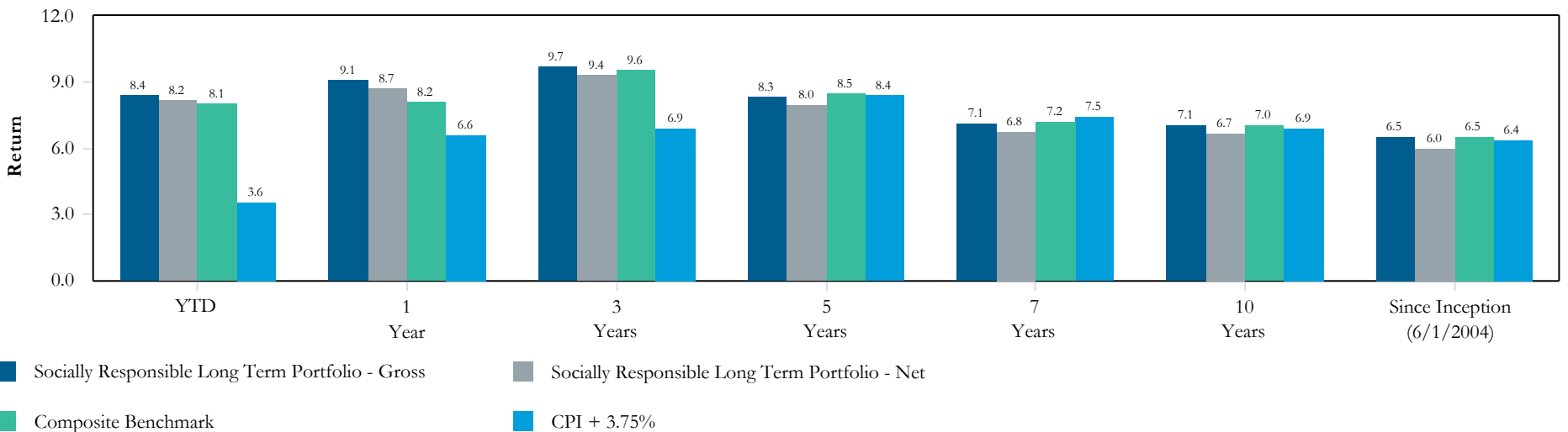
	Allocation		Performance(%)							
	Market Value (\$)	%	Quarter To Date	YTD	1 Year	3 Years	5 Years	10 Years	Since Inception	Inception Date
CFSCC Total Composite - Gross	217,320,770	100.0	0.3	7.3	8.2	8.6	8.1	6.1	8.8	07/01/1995
<i>CFSCC Total Composite - Net</i>			<i>0.2</i>	<i>7.1</i>	<i>7.9</i>	<i>8.3</i>	<i>7.8</i>	<i>5.8</i>	<i>8.0</i>	
Long-Term Portfolios - Gross	197,274,271	90.8	0.3	7.9	8.7	9.3	8.8	6.6	9.0	07/01/1995
<i>Long-Term Portfolios - Net</i>			<i>0.3</i>	<i>7.7</i>	<i>8.3</i>	<i>8.9</i>	<i>8.4</i>	<i>6.2</i>	<i>8.3</i>	
Long Term Portfolio - Gross	123,627,175	56.9	0.2	7.7	8.4	9.0	8.8	6.3	9.0	07/01/1995
<i>Long Term Portfolio - Net</i>			<i>0.2</i>	<i>7.5</i>	<i>8.1</i>	<i>8.6</i>	<i>8.5</i>	<i>6.0</i>	<i>8.2</i>	
<i>Composite Benchmark</i>			<i>0.4</i>	<i>7.3</i>	<i>8.2</i>	<i>8.3</i>	<i>7.7</i>	<i>5.8</i>	<i>5.4</i>	
<i>CPI + 3.75%</i>			<i>0.5</i>	<i>3.6</i>	<i>6.6</i>	<i>6.9</i>	<i>8.4</i>	<i>6.9</i>	<i>6.3</i>	
Socially Responsible Long Term Portfolio - Gross	66,575,462	30.6	0.3	8.4	9.1	9.7	8.3	7.1	6.5	06/01/2004
<i>Socially Responsible Long Term Portfolio - Net</i>			<i>0.3</i>	<i>8.2</i>	<i>8.7</i>	<i>9.4</i>	<i>8.0</i>	<i>6.7</i>	<i>6.0</i>	
<i>Composite Benchmark</i>			<i>0.2</i>	<i>8.1</i>	<i>8.2</i>	<i>9.6</i>	<i>8.5</i>	<i>7.0</i>	<i>6.5</i>	
<i>CPI + 3.75%</i>			<i>0.5</i>	<i>3.6</i>	<i>6.6</i>	<i>6.9</i>	<i>8.4</i>	<i>6.9</i>	<i>6.4</i>	
Women's Inclusion Long Term Portfolio - Gross	7,071,634	3.3	0.7	7.0	9.7	10.1	11.2	-	9.5	01/01/2018
<i>Women's Inclusion Long-Term Portfolio - Net</i>			<i>0.6</i>	<i>6.8</i>	<i>9.3</i>	<i>9.8</i>	<i>10.8</i>	<i>-</i>	<i>9.1</i>	
<i>Composite Benchmark</i>			<i>0.8</i>	<i>7.8</i>	<i>10.3</i>	<i>10.1</i>	<i>7.8</i>	<i>-</i>	<i>7.1</i>	
<i>CPI + 3.75%</i>			<i>0.5</i>	<i>3.6</i>	<i>6.6</i>	<i>6.9</i>	<i>8.4</i>	<i>-</i>	<i>7.4</i>	
Short Duration Fixed Income Portfolio - Gross	12,906,722	5.9	0.0	2.9	5.0	3.6	1.6	2.0	3.0	08/01/2003
<i>Short Duration Fixed Income Portfolio - Net</i>			<i>-0.1</i>	<i>2.8</i>	<i>4.8</i>	<i>3.4</i>	<i>1.4</i>	<i>1.7</i>	<i>2.6</i>	
<i>BB US Agg Gov/Credit 1-3 Y</i>			<i>0.0</i>	<i>2.9</i>	<i>4.7</i>	<i>3.6</i>	<i>1.5</i>	<i>1.8</i>	<i>2.3</i>	
Capital Preservation Portfolio - Net	7,139,776	3.3	0.4	2.4	4.3	4.2	2.5	1.7	1.7	09/01/2005
<i>FTSE T-Bills 30 Day</i>			<i>0.4</i>	<i>2.5</i>	<i>4.7</i>	<i>4.8</i>	<i>2.9</i>	<i>2.0</i>	<i>1.6</i>	

Community Foundation Santa Cruz County
Annualized Performance Summary
As of July 31, 2025

Long Term Portfolio

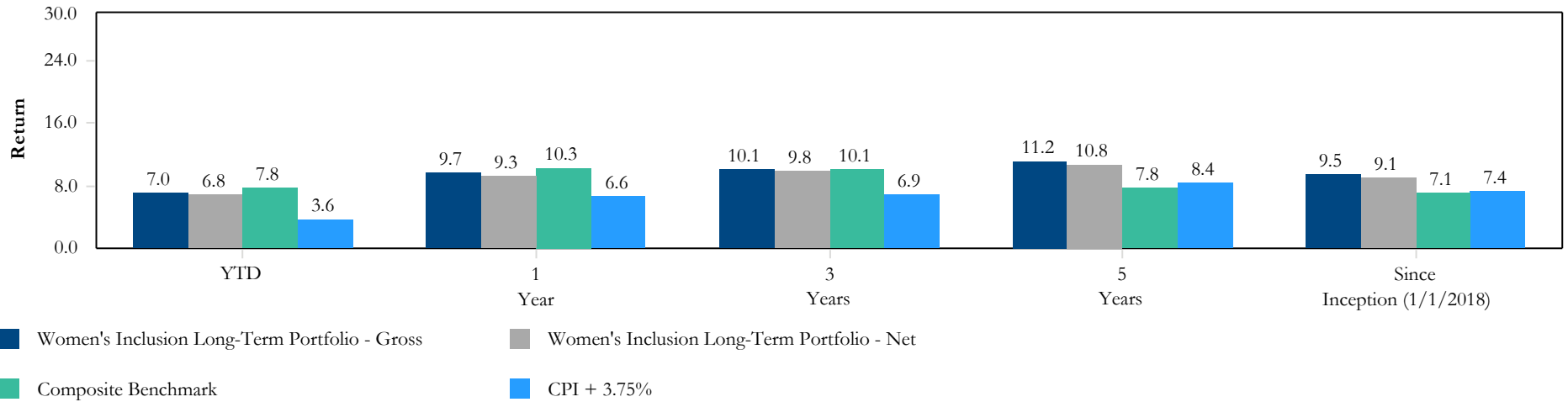


Socially Responsible Long Term Portfolio

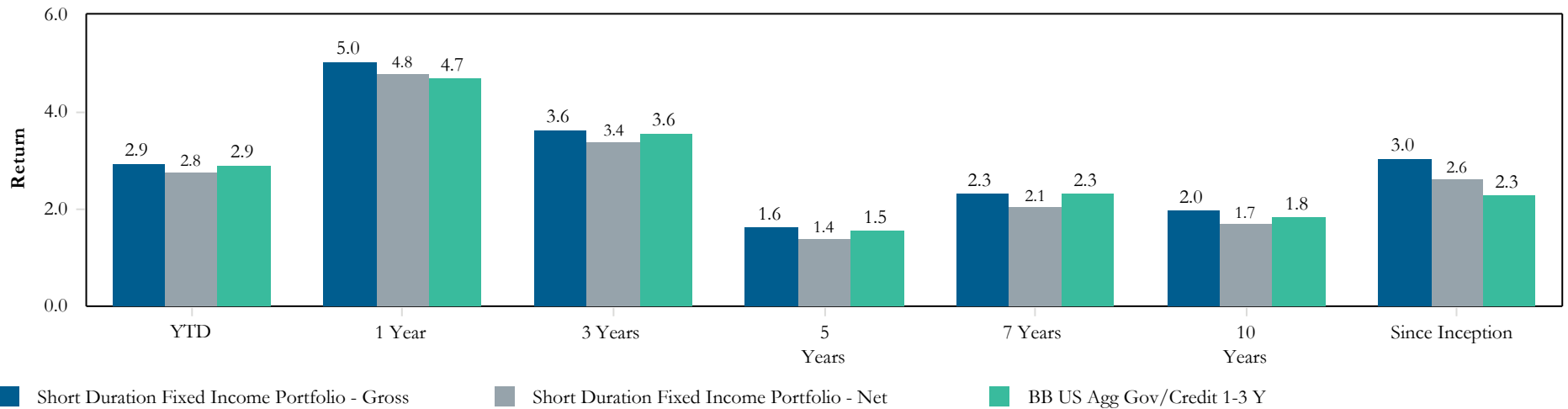


Community Foundation Santa Cruz County
Annualized Performance Summary
As of July 31, 2025

Women's Inclusion Long Term Portfolio



Short Duration Fixed Income Portfolio



Community Foundation Santa Cruz County
Annualized Performance Summary
As of July 31, 2025

