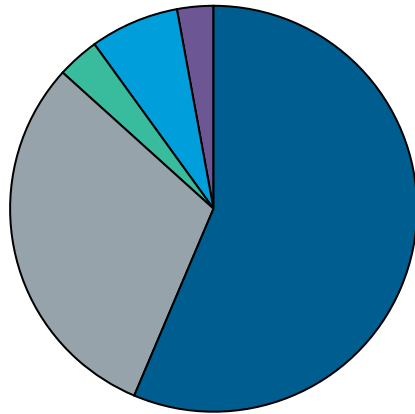


Community Foundation Santa Cruz County

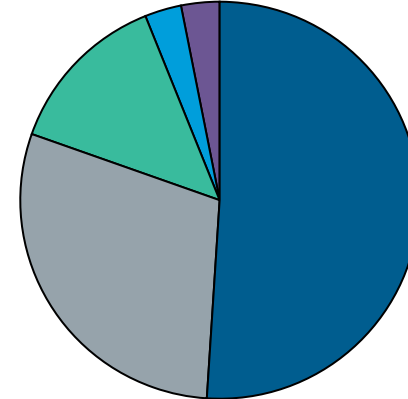
As of March 31, 2026

Asset Allocation Overview

Asset Allocation by Composite



Asset Allocation by Segment



	Market Value (\$)	Allocation (%)
■ Long Term Portfolio	128,097,060	56.37
■ Socially Responsible Long Term Portfolio	68,933,699	30.34
■ Women's Inclusion Long-Term Portfolio	7,594,336	3.34
■ Short Duration Fixed Income Portfolio	16,058,371	7.07
■ Capital Preservation Portfolio	6,556,078	2.89

Segments	Market Value (\$)	Allocation (%)
■ Equities	115,961,207	51.03
■ Fixed Income	66,770,076	29.38
■ Alternatives	30,700,803	13.51
■ Structured	6,720,780	2.96
■ Cash	7,086,677	3.12

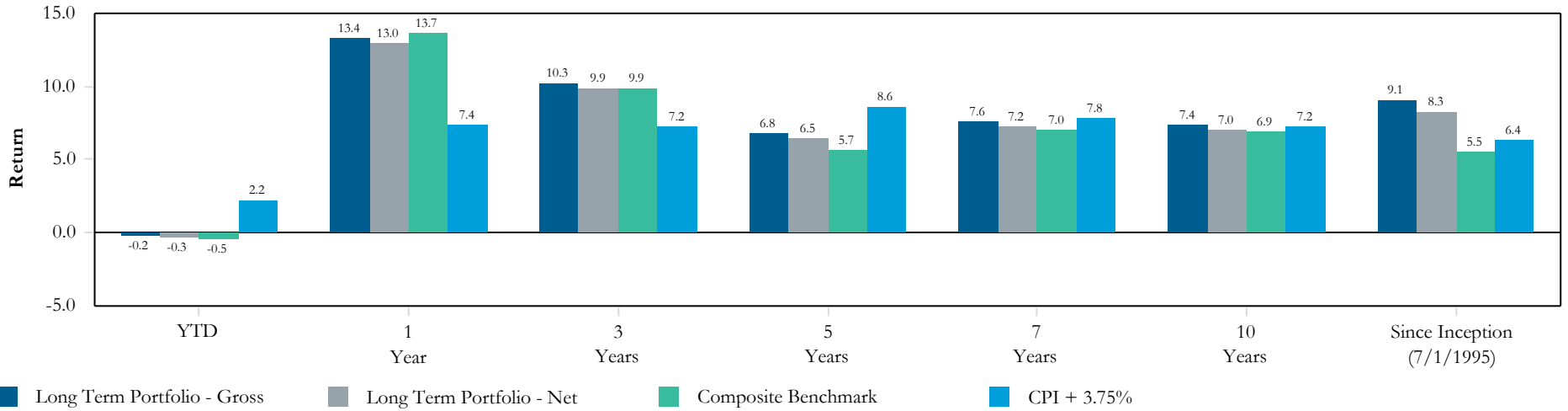
	Total Fund		Equities		Fixed Income		Alternatives		Structured		Cash	
		%		%		%		%		%		%
CFSCC Total Fund	227,239,543	100.0	115,961,207	51.0	66,770,076	29.4	30,700,803	13.5	6,720,780	3.0	7,086,677	3.1
Long-Term Portfolio	128,097,060	56.4	63,488,882	49.6	33,491,809	26.1	24,124,999	18.8	6,720,780	5.2	270,590	0.2
Socially Responsible Long-Term	68,933,699	30.3	47,395,232	68.8	15,107,130	21.9	6,303,361	9.1	-	-	127,977	0.2
Women's Inclusion Long-Term	7,594,336	3.3	5,077,094	66.9	2,217,059	29.2	272,443	3.6	-	-	27,741	0.4
Short Duration Fixed Income	16,058,371	7.1	-	-	15,954,079	99.4	-	-	-	-	104,292	0.6
Capital Preservation Portfolio	6,556,078	2.9	-	-	-	-	-	-	-	-	6,556,078	100.0

Community Foundation Santa Cruz County
Annualized Performance Summary
As of March 31, 2026

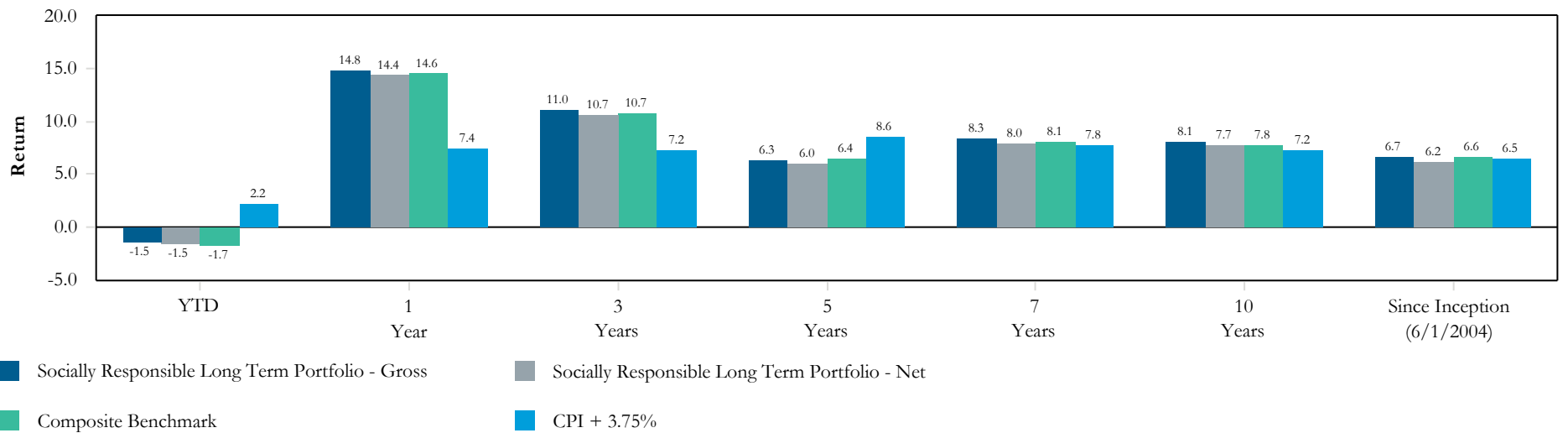
	Allocation		Performance(%)							
	Market Value (\$)	%	Quarter To Date	YTD	1 Year	3 Years	5 Years	10 Years	Since Inception	Inception Date
CFSCC Total Composite - Gross	227,239,543	100.0	-0.6	-0.6	12.8	9.9	6.2	7.1	8.8	07/01/1995
<i>CFSCC Total Composite - Net</i>			<i>-0.7</i>	<i>-0.7</i>	<i>12.5</i>	<i>9.5</i>	<i>5.9</i>	<i>6.7</i>	<i>8.1</i>	
Long-Term Portfolios - Gross	204,625,094	90.0	-0.7	-0.7	13.8	10.5	6.7	7.6	9.1	07/01/1995
<i>Long-Term Portfolios - Net</i>			<i>-0.8</i>	<i>-0.8</i>	<i>13.5</i>	<i>10.2</i>	<i>6.4</i>	<i>7.2</i>	<i>8.3</i>	
Long Term Portfolio - Gross	128,097,060	56.4	-0.2	-0.2	13.4	10.3	6.8	7.4	9.1	07/01/1995
<i>Long Term Portfolio - Net</i>			<i>-0.3</i>	<i>-0.3</i>	<i>13.0</i>	<i>9.9</i>	<i>6.5</i>	<i>7.0</i>	<i>8.3</i>	
<i>Composite Benchmark</i>			<i>-0.5</i>	<i>-0.5</i>	<i>13.7</i>	<i>9.9</i>	<i>5.7</i>	<i>6.9</i>	<i>5.5</i>	
<i>CPI + 3.75%</i>			<i>2.2</i>	<i>2.2</i>	<i>7.4</i>	<i>7.2</i>	<i>8.6</i>	<i>7.2</i>	<i>6.4</i>	
Socially Responsible Long Term Portfolio - Gross	68,933,699	30.3	-1.5	-1.5	14.8	11.0	6.3	8.1	6.7	06/01/2004
<i>Socially Responsible Long Term Portfolio - Net</i>			<i>-1.5</i>	<i>-1.5</i>	<i>14.4</i>	<i>10.7</i>	<i>6.0</i>	<i>7.7</i>	<i>6.2</i>	
<i>Composite Benchmark</i>			<i>-1.7</i>	<i>-1.7</i>	<i>14.6</i>	<i>10.7</i>	<i>6.4</i>	<i>7.8</i>	<i>6.6</i>	
<i>CPI + 3.75%</i>			<i>2.2</i>	<i>2.2</i>	<i>7.4</i>	<i>7.2</i>	<i>8.6</i>	<i>7.2</i>	<i>6.5</i>	
Women's Inclusion Long Term Portfolio - Gross	7,594,336	3.3	-1.9	-1.9	14.0	11.4	6.9	-	9.3	01/01/2018
<i>Women's Inclusion Long-Term Portfolio - Net</i>			<i>-2.0</i>	<i>-2.0</i>	<i>13.6</i>	<i>11.1</i>	<i>6.6</i>	<i>-</i>	<i>9.0</i>	
<i>Composite Benchmark</i>			<i>-2.3</i>	<i>-2.3</i>	<i>13.6</i>	<i>11.0</i>	<i>5.6</i>	<i>-</i>	<i>6.8</i>	
<i>CPI + 3.75%</i>			<i>2.2</i>	<i>2.2</i>	<i>7.4</i>	<i>7.2</i>	<i>8.6</i>	<i>-</i>	<i>7.5</i>	
Short Duration Fixed Income Portfolio - Gross	16,058,371	7.1	0.3	0.3	4.2	4.4	2.1	2.0	3.1	08/01/2003
<i>Short Duration Fixed Income Portfolio - Net</i>			<i>0.3</i>	<i>0.3</i>	<i>4.0</i>	<i>4.2</i>	<i>1.9</i>	<i>1.8</i>	<i>2.7</i>	
<i>BB US Agg Gov/ Credit 1-3 Y</i>			<i>0.3</i>	<i>0.3</i>	<i>4.0</i>	<i>4.3</i>	<i>2.0</i>	<i>2.0</i>	<i>2.3</i>	
Capital Preservation Portfolio - Net	6,556,078	2.9	0.9	0.9	4.0	4.5	3.0	2.0	1.8	09/01/2005
<i>FTSE T-Bills 30 Day</i>			<i>0.9</i>	<i>0.9</i>	<i>4.2</i>	<i>4.9</i>	<i>3.4</i>	<i>2.3</i>	<i>1.7</i>	

Community Foundation Santa Cruz County Annualized Performance Summary As of March 31, 2026

Long Term Portfolio

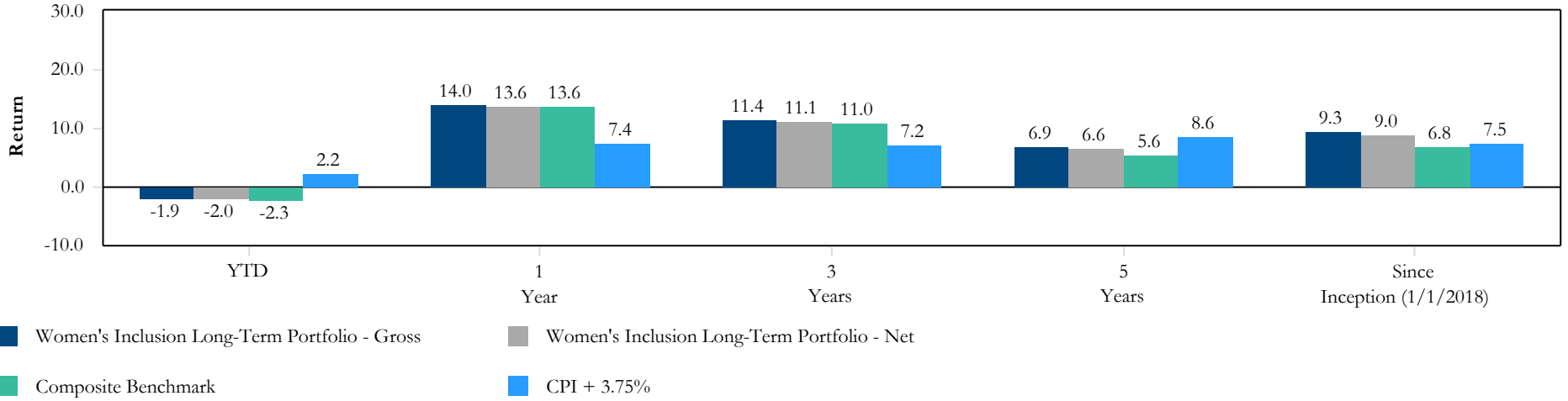


Socially Responsible Long Term Portfolio

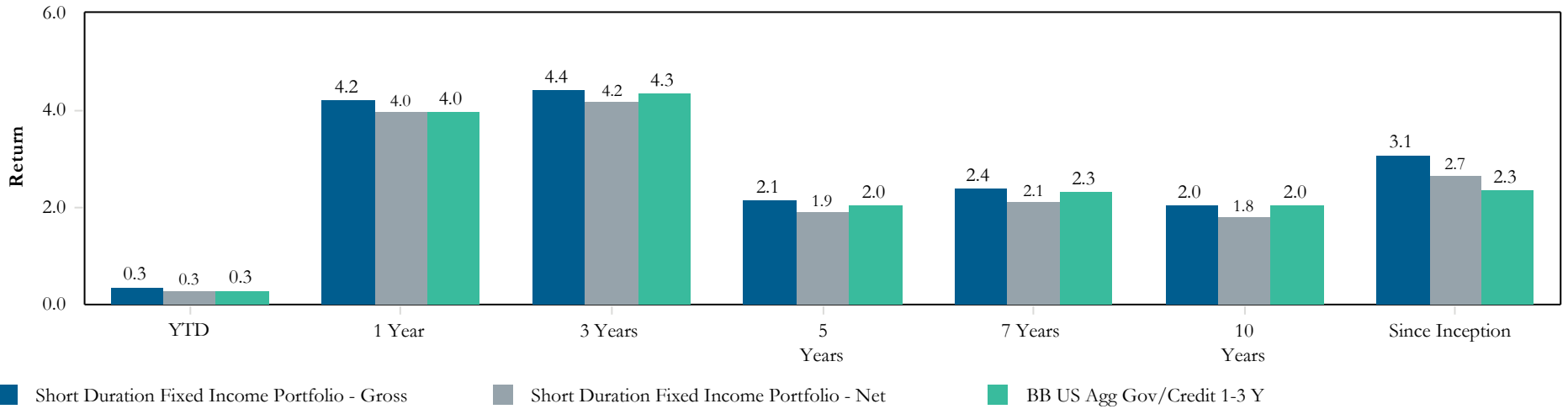


**Community Foundation Santa Cruz County
Annualized Performance Summary
As of March 31, 2026**

Women's Inclusion Long Term Portfolio



Short Duration Fixed Income Portfolio



Community Foundation Santa Cruz County
Annualized Performance Summary
As of March 31, 2026

Capital Preservation Portfolio

