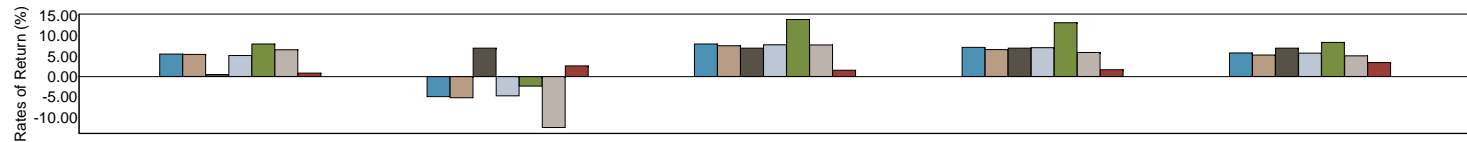
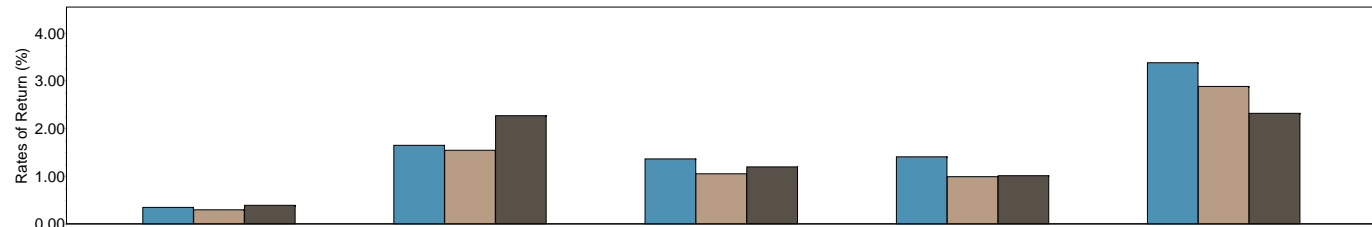


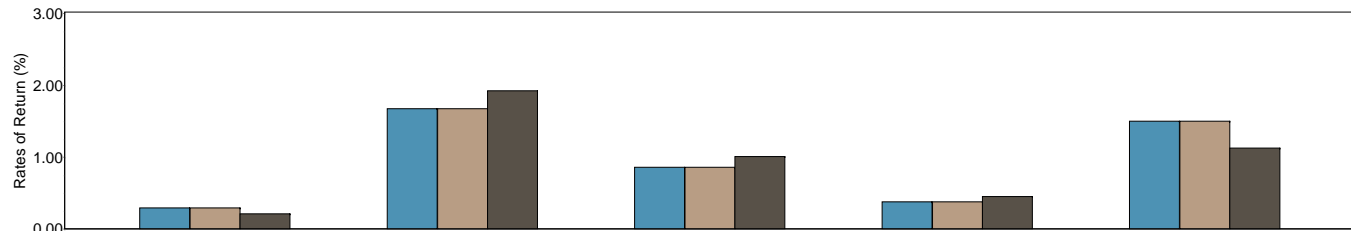
	Year To Date	One Year	Three Years	Seven Years	Since Incep (6/30/95)
Long Term Portfolio Gross Time Weighted Return	6.55	-4.85	8.03	7.10	9.47
Long Term Portfolio Net Time Weighted Return	6.47	-5.21	7.60	6.57	8.56
7% Annual Return	0.57	7.00	7.00	7.00	7.00
Composite Benchmark	5.41	-6.06	7.47	6.31	4.94
S&P 500 Index	8.01	-2.31	14.02	13.23	9.09
MSCI Net EAFE	6.57	-12.51	7.74	5.93	4.75
BB Int Gov/Cr	0.87	2.66	1.58	1.73	4.64



	Year To Date	One Year	Three Years	Seven Years	Since Incep (5/20/04)
SR LT Portfolio Gross Time Weighted Return	5.53	-4.90	8.02	7.16	5.86
SR LT Portfolio Net Time Weighted Return	5.49	-5.24	7.62	6.65	5.29
7% Annual Return	0.57	7.00	7.00	7.00	7.00
Composite Benchmark	5.16	-4.76	7.80	7.13	5.78
S&P 500 Index	8.01	-2.31	14.02	13.23	8.41
MSCI Net EAFE	6.57	-12.51	7.74	5.93	5.14
BB Int Gov/Cr	0.87	2.66	1.58	1.73	3.51



	Year To Date	One Year	Three Years	Seven Years	Since Incep (7/31/03)
Short Duration FI Portfolio Gross Time Weighted Return	0.35	1.65	1.36	1.41	3.38
Short Duration FI Portfolio Net Time Weighted Return	0.30	1.54	1.05	0.99	2.88
Barclays 1-3 Govt/Cr	0.39	2.27	1.20	1.01	2.32



	Year To Date	One Year	Three Years	Seven Years	Since Incep (8/31/05)
Capital Preservation Portfolio Gross Time Weighted Return	0.29	1.68	0.86	0.38	1.50
Capital Preservation Portfolio Net Time Weighted Return	0.29	1.68	0.86	0.38	1.50
FTSE 1 Mo TBILL	0.21	1.92	1.01	0.45	1.13